

Evergreen Park

Expected Work Zone Traffic Impacts

- No Closure Expected
- Minor Lane Closure(s) Expected
- Road Closure Expected

E 16th St

TO SR-303

Wheaton Way

Port Washington Narrows

13th St

11th St Pl

11th St

TO SR-303

(Upper)
Washington
Ave

(Lower)
Washington
Ave

Manette Brg

Pacific Ave

Pleasant Ave

Highland Ave

Washington Ave

6th St

TO SR-303

PROJECT WEBSITE | CONTACT US



City of Bremerton
Public Works & Utilities
Engineering Division
Nick Ataie, Project Manager
nick.ataie@ci.bremerton.wa.us
Direct 360-473-2306

Note: The information provided in this exhibit is intended to provide updates on typical expected conditions in the project work area and may not reflect actual conditions encountered. Please be advised that actual conditions may be different based on construction sequencing and site-specific needs.



NOT TO SCALE

WASHINGTON AVENUE & 11TH STREET IMPROVEMENTS

Road Construction Report

Planned construction through September will continue to occur along the 900 Block (Lower) Washington Ave. Traffic flow on 11th St, (Upper) Washington Ave, and the Manette Bridge are anticipated to remain fully operational.



 Travel lanes on (Upper) Washington Ave will remain shifted through the work area to provide additional on-street parking for impacted residents and provide a buffer from the work areas.












ROAD CLOSED The 900 Block of (Lower) Washington Ave will remain closed to thru traffic during work hours while construction of a short wall, sidewalk and curb occurs. Access from the 11th St curve will be restricted due to work and will remain accessible from the southern entrance. Thru access will be provided, if safe, during evenings and weekends however parking will remain restricted. Work is expected to continue on the 900 Block through October.



 Sidewalk along the 900 block of (Lower) Washington Ave will remain closed with a detour route provided along (Upper) Washington Ave and Pacific Ave.



Refer to separate parking exhibit for anticipated impacts to existing permit parking.

-  Project Limits
-  Primary Work Area(s)
-  Local Access During Work Hours
-  Road Closure Expected
-  Flagging Operations Expected
-  Traffic Pattern Change Expected
-  Sidewalk Closure / Detour Expected
-  Special Note (See Report)
-  Expected Detour Route

SEPTEMBER 2023



Evergreen Park

13th St

11th St Pl

Pacific Ave

Pleasant Ave

(Upper) Washington Ave

Highland Ave

Washington Ave

6th St

LOWER WASHINGTON PARKING AREA

(Lower) Washington Ave

PERMIT PARKING SIGNS

Temporary signs showing "PARKING BY PERMIT ONLY" have been provided to prioritize parking for impacted residents with parking permits.



E 16th St


Wheaton Way

Port Washington Narrows

Manette Brg

- Permit Parking Boundary
- Construction Work Zone
- Permit Parking Area
- No Parking Area
- Temporary Permit Parking Area **

** Temporary Parking Area(s) subject to availability based on construction activities.
Note: This exhibit is for informational purposes only and drivers should always confirm whether parking is permitted or restricted based on posted signs and in accordance with other vehicle parking requirements.



NOT TO SCALE

WASHINGTON AVENUE & 11TH STREET IMPROVEMENTS

Lower Washington Ave (900 Block) Temporary Alternative Street Parking Areas

Due to the ongoing reconstruction of street paving and sidewalk along the 900 block of Washington Avenue as part of the project, on-street parking will continue to be restricted through the duration this work is occurring. Temporary parking restrictions are necessary to reduce construction duration and to ensure the safety of residents and workers. It is estimated that the parking impacts shown will be necessary through **October 2023**. Private-owned active parking areas will remain accessible unless work requires a short-term closure. While this work is occurring, parking permit holders in the 900 block of Washington Avenue may park in alternate locations within a 2-block radius as depicted in the graphic above.

Please note that while deliveries are not restricted, a temporary loading area has been signed on Washington Ave to provide a temporary space for delivery vehicles and/or short-term loading/unloading. Residents of the 900 Block of Washington Ave should notify any special delivery carriers to ensure they know direct house access may be restricted during work hours.



More information on parking can be found on the City's website at:
<https://www.bremertonwa.gov/453/Driving-Parking>

SEPTEMBER 2023