



**PARKS & RECREATION COMMISSION**  
**AGENDA**  
**Tuesday, June 24, 2025**  
**5:30 PM – 7:00 PM**

*The regular monthly meeting of the Bremerton Parks & Recreation Commission will be a hybrid meeting held in person with options to participate remotely via Zoom.*

**IN-PERSON:** Sheridan Park Community Center, 680 Lebo Blvd., Bremerton

**REMOTE OPTION VIA ZOOM:** *follow the link below:*

Join from PC, Mac, iPad, or Android:

[https://bremertonwa-  
gov.zoom.us/j/87406523514?pwd=H30zbiQebqMYUphpsTJFK2cwZwJAdq.1](https://bremertonwa.gov.zoom.us/j/87406523514?pwd=H30zbiQebqMYUphpsTJFK2cwZwJAdq.1)  
Passcode:061514

One tap mobile

+12532050468,,87406523514# US

+12532158782,,87406523514# US (Tacoma)

Find your local number: <https://us02web.zoom.us/j/kjU9X3u9h>

**AGENDA**

- I. Call to Order
- II. Approval of Minutes from the May 27th, 2025 Meeting
- III. Approval of Agenda
- IV. Public Comment
- V. Staff Reports & Updates
  1. Highlights & Hurdles Video
  2. Haddon Park Renovation – Colette Berna/Brian Hauschel
  3. Kitsap Lake Park Renovation – Colette Berna/Brian Hauschel
- VI. New Business
  1. PROS Plan Inventory Review – Streetscapes Video/Special Facilities – Tim Barker
  2. PROS Survey Results – Tim Barker
  3. PROS Plan Goals & Objectives Review – Tim Barker
- VII. Commissioners' Comments
- VIII. Adjournment

# **BREMERTON PARKS & RECREATION COMMISSION**

## **REGULAR BUSINESS MEETING**

Minutes of May 27th, 2025

Hybrid Meeting: In person at Sheridan Park Community Center with the option to “zoom in.”

**Commissioner’s Present:** Ben Burnette, Jim McDonald, Katherine Weigel, Ken Riley (remote)

**Excused Absence:** Greg Dawson, Amy Waterman

**Staff Present:** Tim Barker, Director of Parks & Recreation  
Brian Hauschel, Parks Operation Manager  
Colette Berna, Parks Preservation & Development Manager (remote)

- I. Meeting Called to Order** at 5:33 p.m. by Chair Burnette.
- II. Approval of the April 22, 2025 Meeting Minutes.** Burnette/Weigel (M/S/U).
- III. Approval of Agenda.** McDonald/Burnette (M/S/U).
- IV. Public Comment:** Jim Cline, President of Charleston Business District thanked Department for pots and hanging baskets and asked for timing of additional pots (being stored at Oyster Bay), recommendations for removing weeds between sidewalk cracks and proposed long-term use as a Festival Street.
- V. Staff Reports & Updates:**
  - 1. Highlights & Hurdle Video - Tim Barker** attempted to share video but ran into technology issues.
  - 2. Haddon Park Renovation – Colette Berna and Brian Hauschel** shared the progress of Haddon Park. Staff are working with PSE to complete the drop-down service, the irrigation contractor to complete their work, and the installation of the playground safety surfacing. Shade trees are being selected and will be planted next month along with installing site furniture (trash receptacles and tables), new park signage and an interpretive sign illustrating the history of the site is being developed. The park is expected to be open by the end of June and a ribbon cutting ceremony will be held this summer.
  - 3. Kitsap Lake Park Renovation – Colette Berna and Brian Hauschel** shared Kitsap Lake Park's progress, which is open for boating and fishing. Staff will install new signage and site furniture soon. The upland will still need to be irrigated, and playground selection will occur later this year. The playground will be funded by a 321k Department of Commerce grant which was approved, and we are expecting to receive this summer.
- VI. New Business:**
  - 1. PROS Plan Inventory Review - Plazas/Streetscapes & Greenways/Facilities Inventory – Tim Barker** shared Inventory pages for Plazas/Streetscapes & Greenways, and Special Facilities from the previous PROS Plan and updated edits for Commissioners to review and comment. Staff conduct weekly site visits to update inventories, maintenance concerns, and

improvement recommendations. The review for June will include the remaining Special Use Facilities (Ivy Green Cemetery, Gold Mountain Golf Course, and Jarstad Park).

2. **PROS Plan Survey Results – Director Barker** shared that 900 responses were received, and the survey closed in early May. Included in the handouts for the commissioners were graphs and summaries of the answers to the questions asked within the survey. The commission will discuss the results further in June once additional summaries are created which will include the public comments received.

## **VII. Commissioner's Comments:**

**Commissioner McDonald** told funny story about planting trees on Earth Day and expressed regret for getting ahead of planning process regarding his desire to plant a grove of cherry trees at Evergreen Rotary Park.

- IX. **Adjournment: Chair Burnette** adjourned the meeting at 7:38 p.m.

# 2020 PROS

## Ivy Green Cemetery

Ivy Green Cemetery consists of two separate cemeteries that merged over time to cover 16.7 acres, of which 14.9 acres are plotted for use. Home to the grave of John Nibbe (one of the first individuals to receive the Medal of Honor during the Civil War), the Tomb of the Unknown Soldier, and USS Saratoga Memorial.

### Inventory

- Approximately 4,500 burial plots
- Maintenance storage building and yard
- Perimeter fencing

### Management Issues

- Vandalism
- Time intensive to carefully mow around grave markers
- Burials delay ordinary park maintenance tasks from taking place on schedule
- Antiquated data management
- Trees disrupting gravesites
- Off-leash dogs

### Improvement Recommendations

- Replace entry signage
- Replace chain link perimeter fencing
- Upgrade restroom facility
- Upgrade irrigation system
- Implement GIS for data management and public access

- Removal of disruptive trees and repair gravesites and roadway
- Consider relocation of maintenance facility to southeast corner to allow room for a columbarium wall, restroom, and parking area



## Jarstad Park & Gorst Creek

Operated by the Bremerton Department of Public Works and Utilities, this 3.5-acre facility is located on city watershed land at 4398 West Belfair Valley Road.

### Inventory

- Two large picnic shelters
- Restrooms
- Cold water deep sink
- 120-volt outlet
- Large barbecue pit and grills
- Nine 10-foot picnic tables
- Two horseshoe pits
- Volleyball standards

### Management Issues

- Vandalism prevention
- Protecting entrance to watershed lands
- Park use currently by reservation only
- Confusion over Public Works managing park

### Improvement Recommendations

- Develop trails plan
- Consider historical signage



## Chapter 2: Inventory - Recreation & Special-Use Facilities

## Chapter 2: Inventory - Recreation & Special-Use Facilities

# DRAFT UPDATE

## Ivy Green Cemetery

Ivy Green Cemetery consists of two separate cemeteries that merged over time to cover 16.7 acres, of which 14.9 acres are plotted for use. Home to the grave of John Nibbe (one of the first individuals to receive the Medal of Honor during the Civil War), the Tomb of the Unknown Soldier, and USS Saratoga Memorial.

### Inventory

- Approximately 4,500 burial plots
- Maintenance storage building and yard
- Perimeter fencing


### Management Concerns

- Lack of staff to maintain
- Vandalism
- Time intensive to carefully mow around grave markers
- Burials delay ordinary park maintenance tasks from taking place on schedule
- Antiquated data management
- Trees disrupting gravesites
- Off-leash dogs

### Improvement Recommendations

- Replace chain link perimeter fencing
- Upgrade restroom facility
- Upgrade irrigation system
- Implement GIS for data management and public access

- Remove disruptive trees
- Replace inner roadway
- Repair gravesites (on-going)
- Repair/realign walls at Spanish American War and Civil War plots
- Add two flagpoles at Tomb of the Unknown Soldier for Merchant Marines & First Responders flags
- Develop master plan to include potential relocation of maintenance facility to southeast corner to allow room for a columbarium wall, restroom, and parking area



## Jarstad Park & Gorst Creek

Operated by the Bremerton Department of Public Works and Utilities, this 3.5-acre facility is located on city watershed land at 4398 West Belfair Valley Road.

### Inventory

- Two large picnic shelters
- Restrooms
- Cold water deep sink
- 120 volt outlet
- Large barbecue pit and grills
- Nine 10-foot picnic tables
- Two horseshoe pits
- Volleyball standards
- Pleasant Valley Walking Trail
- Interpretive signage

### Management Concerns

- Vandalism prevention
- Protecting entrance to watershed lands
- Park use currently by reservation only
- Public confusion over access and management of park

### Improvement Recommendations

- Consider additional signage



## Chapter 2: Inventory - Recreation & Special-Use Facilities

## Chapter 2: Inventory - Recreation & Special-Use Facilities

## 2020 PROS

### Gold Mountain Golf Complex

The Gold Mountain Golf Complex is a public golf facility owned by the City of Bremerton and operated through a management agreement. The 360-acre facility includes two 18-hole championship golf courses and a 10,000-square-foot clubhouse with a restaurant and banquet facilities. Gold Mountain draws golf enthusiasts from the Pacific Northwest and beyond. Gold Mountain hosted the 81st USGA Amateur Public Links Championship in 2006 and the 2011 U.S. Junior Amateur Championship. The Olympic course at Gold Mountain has been consistently voted as one of the best public courses in terms of value in the United States. Visit [www.goldmtn.com](http://www.goldmtn.com) for more information.

#### Inventory

- Two 18-hole courses
- Four practice putting greens
- 70-yard chipping area w/ target green
- Two bunker practice areas



- 100-yard-wide natural grass practice tee/driving range
- Covered teaching studio
- Clubhouse with pro shop, restaurant, bar, patio, and banquet pavilion
- On-course snack bar
- 406-space vehicle parking area

#### Management Issues

- Highly competitive golf environment with a large public course inventory and slow growth in the number of young golfers taking up the sport
- Ensuring revenue generation is sufficient to meet debt obligations, operating expenses and capital improvement needs

#### Improvement Recommendations

- Develop a preventive maintenance program for structures and mechanical systems



### Chapter 2: Inventory - Recreation & SpecialUse Facilities

### Gold Mountain Golf Complex

Gold Mountain Golf Club is a 36-hole public golf facility owned by the City of Bremerton and operated through a management agreement. The 400-acre property includes two 18-hole championship courses, a 10,000 square foot clubhouse with a golf shop and restaurant facilities, and a separate 2,800 square foot space used for banquets and pre/post golf events. Gold Mountain draws golf enthusiasts from all over the world and has hosted events like the 2006 USGA Amateur Public Links, the 2011 USGA US Junior Amateur, and the 2015/2025 NCAA West Regional Championship, to name a few. In 2021, Gold Mountain was voted one of the top 30 municipal courses in the country by Golf Magazine and is consistently ranked as one of the top courses in the state of Washington every year. Visit [www.goldmountaingolf.com](http://www.goldmountaingolf.com) for more information.

#### Inventory

- Two 18-hole courses



- Practice facilities including four practice putting greens, 70-yard chipping area w/ target green, two bunker areas, natural and synthetic grass practice tee/driving range, and a covered teaching studio
- Clubhouse with pro shop, restaurant, bar, patio, and banquet pavilion and on-course snack bar
- Full-service maintenance facility
- 406-space vehicle parking area
- Wedding in the Woods venue
- Foot golf

#### Management Concerns

- Continuing to find quality, highly motivated, customer service-oriented team members
- Keeping both courses in Championship condition while still maintaining the level of usage
- Highly competitive golf environment with a large public course inventory
- Ensuring revenue generation is sufficient to meet debt obligations,

operating expenses and capital improvement needs

- Maintaining competitive pricing structure
- Limited parking due to lease of portion of parking lot

#### Improvement Recommendations

- Develop a preventive maintenance and replacement program for structures, equipment, parking and mechanical systems
- Remodel clubhouse including kitchen, flooring, furniture, roof, and restrooms
- Replace on-course restroom facilities and sections of cart paths damaged by tree roots
- Complete the Cascade Course re-design that includes replacing the aging irrigation system
- Develop a plan for a new covered golf cart storage facility
- Develop a plan for replacement of Clubhouse FFE



### Chapter 2: Inventory - Recreation & SpecialUse Facilities

## Goal 1:

Develop a Park & Recreation System That Is Functional, Diversified, Attractive, and Available to All Segments of Bremerton's Population



Nearly 40 years of research evidence confirms that nearby nature, including parks, gardens, the urban forest and green spaces, support human health and wellness. The research about active living and opportunities to avoid chronic diseases (such as diabetes, heart disease and respiratory problems) is particularly relevant to large parks where people can enjoy walking and bike paths, and playing fields. But, equally as important is the role of small parks and nature spaces for health.

— The Health Benefits of Small Parks and Green Spaces, 2017

1.1 Improve the park system to meet the standard of having every city resident live within a half mile (10 minute) walking distance of a neighborhood park and 2-5 miles of a community park.

1.2 Expand existing neighborhood parks\* to meet a 1.5-acre minimum size where feasible.

1.3 New neighborhood park\* parcels should meet or exceed the 1.5-acre size.

1.4 Continue updating/renovating older parks through community engagement, grant opportunities, and partnerships.

1.5 Continue to upgrade accessibility and play value of all city parks and playgrounds.

1.6 Emphasize acquisition and development of parks in underserved areas.

1.7 Consider divestiture of park parcels that do not contribute to recreation opportunities or protection of the natural environment.

1.8 Continue to implement and maintain a standardized park signage system and develop directional and informational signs at individual parks.



\*Neighborhood parks typically include play equipment, picnic shelter, restroom, walking paths, sports court, sports field, or open lawn area for unstructured play.

## Goal 2:

Maintain Parks and Facilities to Protect Assets and Ensure the Park System is Clean, Green, and Safe

2.1 Develop and implement a comprehensive preventative maintenance program to better identify both ongoing future capital repair and maintenance needs.

2.2 Request funding needed for asset preservation and to meet increased service levels, including increased maintenance staffing levels.

2.3 Develop a level-of-service standard and tiered park maintenance classification system to direct scarce resources toward higher use parks and facilities. Continue to track maintenance costs by individual park/facility and use data to determine budget needs.

2.4 Upgrade the department's rolling stock and mechanized equipment, to ensure staff have the most efficient tools to perform maintenance functions.


2.5 Design and maintain parks and facilities for operational efficiency and to conserve energy, water, staff time, and other resources.

2.6 Remove encampments, vandalism, and graffiti as quickly as possible.

2.7 Continue developing park tree inventory database and continue to train all maintenance staff on software to track routine tree maintenance, as needed, to ensure tree health and longevity.

2.8 Continue to support community groups and organizations that help maintain parkland and park infrastructure and ensure department resources are available to support these volunteer/stewardship groups.

2.9 Continue to standardize park furniture (trash cans, benches, tables, water fountains, etc.), where feasible, and replace substandard furniture as resources allow.



"It is imperative to maintain existing parks. Without sufficient maintenance/renovation funds, many of the parks will become a wasteland, poor investment."

— Park Survey Comment, 2013

## DRAFT UPDATE

## Goal 1:

Develop a Park & Recreation System That Is Functional, Diversified, Attractive, and Available to All Segments of Bremerton's Population



Nearly 40 years of research evidence confirms that nearby nature, including parks, gardens, the urban forest and green spaces, support human health and wellness. The research about active living and opportunities to avoid chronic diseases (such as diabetes, heart disease and respiratory problems) is particularly relevant to large parks where people can enjoy walking and bike paths, and playing fields. But, equally as important is the role of small parks and nature spaces for health.

— The Health Benefits of Small Parks and Green Spaces, 2017

1.1 Improve the park system to meet the standard of having every city resident live within a half mile (10 minute) walking distance of a neighborhood park and 2-5 miles of a community park.

1.2 Expand existing neighborhood parks\* to meet a 1.5-acre minimum size where feasible.

1.3 New neighborhood park\* parcels should meet or exceed the 1.5-acre size.

1.4 Continue updating/renovating older parks through community engagement, grant opportunities, and partnerships.

1.5 Continue to upgrade accessibility and play value of all city parks and playgrounds.

1.6 Emphasize acquisition and development of parks in underserved areas, using equity-based mapping and community feedback to prioritize locations.

1.7 Consider divestiture of park parcels that do not contribute to recreation opportunities or protection of the natural environment.

1.8 Continue to implement and maintain a standardized park signage system and develop directional and informational signs at individual parks.

1.9 Continue to provide restroom facilities that area available and well-maintained in all high-use parks to meet public demand for basic amenities.

\*Neighborhood parks typically include play equipment, picnic shelter, restroom, walking paths, sports court, sports field, or open lawn area for unstructured play.

## Goal 2:

Maintain Parks and Facilities to Protect Assets and Ensure the Park System is Clean, Green, and Safe

2.1 Develop and implement a comprehensive preventative maintenance program to better identify both ongoing future capital repair and maintenance needs.

2.2 Request funding needed for asset preservation and to meet increased service levels, including increased maintenance staffing levels.

2.3 Develop a tiered park maintenance classification system to direct scarce resources toward higher use parks and facilities. Track maintenance costs by individual park/facility and use data to determine budget needs.

2.4 Establish replacement plan for department small tools and supplies to ensure staff have adequate resources to perform maintenance functions.

2.5 Design and maintain parks and facilities for operational efficiency and to conserve resources.

2.6 Remove encampments, vandalism, and graffiti, and hazardous waste (e.g. drug paraphernalia) as quickly as possible in a coordinated effort. Continue cleaning restrooms twice daily.

2.7 Continue developing park tree inventory database and continue to train all maintenance staff on software to track routine tree maintenance, as needed, to ensure tree health and longevity.

2.8 Continue to support community groups and organizations that help maintain parkland and park infrastructure and ensure department resources are available to support these volunteer/stewardship groups.

2.9 Continue to standardize park furniture (trash cans, benches, tables, water fountains, etc.), where feasible, and replace substandard furniture as resources allow.



## Goal 3:

Provide and/or Facilitate a Variety of Recreation Opportunities for a Spectrum of Ages, Interests, and Abilities

3.1 Emphasize service provisions to populations that have limited options to market-based recreation activities, including low income families and senior citizens.

3.2 Undertake a process to make decisions regarding the long-term future of the Sheridan Park Community Center and the Senior Center facilities. Potential options may include replacement by a single multi-generational facility, capital upgrades to the existing buildings, or cooperative service provision with other entities.

3.3 Increase opportunities for youth recreation programs through exploring joint programming and program advertising with the YMCA, Boys & Girls Club, and similar non-profit recreation providers.

3.4 Cooperate with non-profits, business associations, and corporate sponsors to provide concerts, community events, and performances at park facilities.

3.5 Solicit feedback from community to develop a recreation needs assessment including input from existing users of recreation programs to make decisions based on highest need.

3.6 Work cooperatively with the YMCA to promote use of Glenn Jarstad Aquatic Center by city residents.

3.7 Continue to grow Adult Athletic Programs and provide a reasonable return after expenses on the operation of these activities.

3.8 Explore opportunities to cooperate with the school district on recreation programming and reciprocal facility use.



## Goal 4:

Foster Public Involvement in the Operation & Programming of the Park System

4.1 Continue to involve and keep citizens and stakeholders up to date in the planning of park projects and undertakings.

4.2 Continue to update the department's internet presence by making the webpage more interactive and providing a simplified on-line registration and program evaluation.

4.3 Improve marketing to increase visibility of available parks, facilities, and recreation programs.

4.4 Establish a formalized volunteer program to include volunteer tracking, documentation and recognition of efforts, and advertisement of upcoming opportunities.

4.5 Schedule periodic reports on department activities at televised council meetings.



"Community events and involvement are important. Volunteer opportunities give people the chance to connect with their local parks. The more folks are connected to the system the more they will care about the success of that system..."

— Park Survey Comment, 2013

# DRAFT UPDATE

## Goal 3:

Provide and/or Facilitate a Variety of Recreation Opportunities for a Spectrum of Ages, Interests, and Abilities

3.1 Emphasize service provisions to populations that have limited options to market-based recreation activities, including low income families and senior citizens.

3.2 Undertake a process to make decisions regarding the long-term future of the Sheridan Park Community Center and the Senior Center facilities. Potential options may include replacement by a single multi-generational facility, capital upgrades to the existing buildings, or cooperative service provision with other entities.

3.3 Increase opportunities for youth recreation programs through exploring joint programming and program advertising with the YMCA, Boys & Girls Club, and similar non-profit recreation providers.

3.4 Cooperate with non-profits, business associations, and corporate sponsors to provide concerts, community events, and performances at park facilities.

3.5 Solicit feedback from both users and non-users of recreation programs to identify and address gaps in awareness, accessibility, and content.

3.6 Continue to work cooperatively with the YMCA to promote use of Glenn Jarstad Aquatic Center by city residents.

3.7 Continue to grow Adult Athletic Programs and utilize a portion of the revenue to make enhancements to facilities.

3.8 Explore opportunities to cooperate with the school district on recreation programming and reciprocal facility use.

3.9 Expand adult recreation opportunities including walking groups, yoga/exercise classes, team sports designed for older adults.



## Goal 4:

Foster Public Involvement in the Operation & Programming of the Park System

4.1 Continue to involve and keep citizens and stakeholders up to date in the planning of park projects and undertakings through enhanced communication and outreach strategies.

4.2 Continue to update the department's internet presence by making the webpage more interactive/accessible and provide a simplified online registration, reservation, and program evaluation process.

4.3 Diversify marketing through enhanced use of social media and word-of-mouth campaigns to increase visibility of parks, facilities, and recreation programs.

4.4 Establish a formalized volunteer program to include volunteer tracking, documentation and recognition of efforts, and advertisement of upcoming opportunities.

4.5 Promote city resources (e.g. Bremerton! App, Cartegraph) to encourage opportunities for public input.

4.6 Develop a community ambassador program to inspire volunteerism (e.g. joining stewardship groups, trash pick-up, etc.) and strengthen community pride.



## Goal 5:

Develop Cost Recovery and Expense Tracking for Revenue Generating Facilities to Ensure Financially Responsible Operation

5.1 Continue to develop a cost center approach to facilities and programs where fees can be adjusted to wholly or partially recover costs of operation.

5.2 Continue to accurately track expenses for revenue-generating facilities and programs.

5.3 Review level of subsidy for department program offerings with Parks & Recreation Commission and City Council to determine if it is appropriate for the public good provided.

5.4 Improve and develop underused park facilities to increase community access and revenue generating opportunities.



Chapter 3: Goals & Objectives

## Goal 6:

Provide Trail Opportunities Connecting Parks, Natural Lands, and Neighborhoods

6.1 Support implementation of the city's Non-Motorized Transportation Plan.

6.2 Provide a balance of paved, accessible trails and rustic nature trails in city parks.

6.3 Provide and secure additional resources to better manage and maintain trails in parks.

6.4 Increase non-motorized amenities such as bike racks at parks and kayak storage at designated water trail locations.

6.5 Continue to develop park perimeter trails, where feasible, to encourage safe exercise walking opportunities within city parks.

6.6 Identify crosswalk locations to increase safety of pedestrians walking/biking to parks.

6.7 Enlist community organizations (Eagle Scouts, etc.) to perform trail improvement work on a regular basis.



The Centers for Disease Control and Prevention is now encouraging schools to offer more physical education, urban policymakers to provide more sidewalks, bike paths, and other alternatives to cars, and parents to reduce their children's television and computer time and to encourage outdoor play.

— Health of Washington State Report, 2002

Chapter 3: Goals & Objectives

# DRAFT UPDATE

## Goal 5:

Develop Cost Recovery and Expense Tracking for Revenue Generating Facilities to Ensure Financially Responsible Operation

5.1 Continue to develop a cost center approach to facilities and programs where fees can be adjusted to recover costs of operation wholly or partially.

5.2 Continue to accurately track and evaluate expenses for revenue-generating facilities and programs.

5.3 Review level of subsidy for department program offerings with Parks & Recreation Commission and City Council to determine if it is appropriate for the public good.

5.4 Evaluate underused park facilities to increase community access and revenue generating opportunities or consider for surplus if appropriate to generate revenue to improve other assets.

5.5 Evaluate the feasibility of offering tiered pricing or subsidized recreation programs for low-income residents to increase equitable access.



Chapter 3: Goals & Objectives

## Goal 6:

Provide Trail Opportunities Connecting Parks, Natural Lands, and Neighborhoods

6.1 Support implementation of the city's Non-Motorized Transportation Plan.

6.2 Provide a balance of paved, accessible trails and rustic nature trails in city parks.

6.3 Provide and secure additional resources to better manage, maintain, and clean trails, especially in high-use and natural areas.

6.4 Develop non-motorized amenities such as bike maintenance stations at parks and kayak storage at designated water trail locations.

6.5 Continue to develop park perimeter trails, where feasible, to encourage safe exercise walking opportunities within city parks.

6.6 Identify crosswalk locations to increase safety of pedestrians walking/biking to parks and to further develop connectivity.

6.7 Enlist community organizations or develop stewardship groups to perform trail improvement work on a regular basis.

6.8 Prioritize expansion of multi-use trails for walking, biking, and running, and connect them to neighborhoods and community destinations.



The Centers for Disease Control and Prevention is now encouraging schools to offer more physical education, urban policymakers to provide more sidewalks, bike paths, and other alternatives to cars, and parents to reduce their children's television and computer time and to encourage outdoor play.

— Health of Washington State Report, 2002

Chapter 3: Goals & Objectives

## 2020 PROS

### Goal 7:

#### Protect and Manage Natural Resources while Encouraging Appropriate Public Access and Enjoyment



*"Nature is fuel for the soul. Often when we feel depleted we reach for a cup of coffee, but research suggests a better way to get energized is to connect with nature. Research has shown that people with a greater sense of vitality don't just have more energy, they are also more resilient to physical illnesses. One of the pathways to health may be to spend more time in natural settings."*

*— Journal of Environmental Psychology, June 2010*

7.1 Preserve and protect natural areas, including, but not limited to, wetlands, stream corridors, shorelines, and forests. Evaluate recreational use in these areas to ensure they are maintained and preserved as assets for future generations.

7.2 Manage vegetation in natural areas and natural areas within parks to control invasive species and promote native species for habitat values and promotion of a healthy environment.

7.3 Actively involve volunteers and volunteer groups in the restoration of natural areas and ensure department resources are available to supervise and support these groups.

7.4 Evaluate and address the health of the urban forest including removal of risk trees and replanting new trees where appropriate to expand the tree canopy on city-owned land.

7.5 Evaluate and make recommendations for the acquisition/protection of ecologically valuable properties within the city limits.

7.6 Review boundaries of natural areas and address encroachments.



## Chapter 3: Goals & Objectives

## DRAFT UPDATE

### Goal 7:

#### Protect and Manage Natural Resources while Encouraging Appropriate Public Access and Enjoyment



*"Nature is fuel for the soul. Often when we feel depleted we reach for a cup of coffee, but research suggests a better way to get energized is to connect with nature. Research has shown that people with a greater sense of vitality don't just have more energy, they are also more resilient to physical illnesses. One of the pathways to health may be to spend more time in natural settings."*

*— Journal of Environmental Psychology, June 2010*

7.1 Preserve and protect natural areas while addressing encampments and public safety issues to maintain these areas as accessible assets.

7.2 Manage vegetation in natural areas and natural areas within parks to control invasive species and promote native species for habitat values and promotion of a healthy environment.

7.3 Actively involve volunteers and volunteer groups in the restoration of natural areas and ensure department resources are available to supervise and support these groups.

7.4 Evaluate and address the health of the urban forest including removal of risk trees and replanting new trees where appropriate to expand the tree canopy on city-owned land.

7.5 Evaluate and make recommendations for the acquisition/protection of ecologically valuable properties within the city limits.

7.6 Review boundaries of natural areas and address encroachments.

7.7 Enhance public access and visibility of natural areas while ensuring safety and environmental protections are in place.



## Chapter 3: Goals & Objectives

## **2026 PROS Survey Summary – Key Highlights**

### **Community Sentiment:**

- **Quality of Life:** 93% of respondents rated the overall quality of life in Bremerton as either *Good* (39%) or *Average* (54%).
- **Importance of Parks:** An overwhelming **97%** said parks and recreation are *important* to the quality of life in Bremerton.

### **Top Reasons for Park Use:**

- **Enjoyment of Outdoors/Relaxation (78%)**
- **Fitness/Walking/Running (53%)**
- **Socializing and Picnics (55%)**
- **Playgrounds and Kids' Activities (51%)**
- **Waterfront Access (45%)**

### **Improvements Residents Want:**

- **Improved Safety (41%)**
- **Cleaner Facilities (33%)**
- **More Programs and Events (31%)**
- **Better Trails and Pathways (36%)**
- **Reductions in Homelessness (41%)**

### **Facility Usage Patterns:**

- Most frequently visited facilities include:
  - **Neighborhood/Community Parks:** 58% visit *10+ times per year*
  - **Natural Areas/Green Spaces:** 35% visit *10+ times/year*
  - **Walking Trails:** 39% visit *10+ times/year*

### **Safety Perceptions:**

- **Overall Safety Grade:** 82% rated safety as *C* (average) or better.
- Top safety concerns:
  - **Depends on the park (58%)**

- **Illegal activities (45%)**
- **Encampments (33%)**
- **Maintenance Issues (35%)**
- **Restrooms and Parking Lots** identified as fewer safe areas

#### **Overall System Grades:**

- **Grade for Park System:**
  - B (Above Average) – 40%
  - C (Average) – 44%
- **Grade for Neighborhood Needs Met:**
  - B (Above Average) – 33%
  - C (Average) – 45%

#### **Positive Feedback Themes:**

- Good variety and number of parks and facilities (62%)
- Accessible and conveniently located parks (56%)
- Parks are well-maintained and clean (49%)

#### **Common Criticisms:**

- Bathrooms need improvement (40%)
- More park maintenance and renovations needed
- Safety and presence of encampments remain a concern

# 2026 PROS Survey Summary - Key Highlights

## Community Sentiment



- **93%** rate overall quality of life in Bremerton as good or average
- **97%** say parks and recreation are important to quality of life in Bremerton

## Top Reasons for Park Use



- **78%** Enjoyment of Outdoors/Relaxation
- **53%** Fitness/Walking/Runnins
- **55%** Socializing and Picnics
- **51%** Playgrounds and Kids' Activities
- **45%** Waterfront Access

## Improvements Residents Want



- **41%** Improved Safety
- **33%** Cleaner Facilities
- **31%** More Programs and Events
- **36%** Better Trails and Pathways
- **41%** Reductions in Homelessness

## Facility Usage Patterns



- **58%** visit Neighborhood/Community 'Parks 10+ times per year
- **35%** visit Natural Areas/Green Spaces 10+ times/year
- **39%** visit Walking Trails 10+ times/year

## **2026 Bremerton PROS Survey Summary – Community Comments**

### **◆ *Top Community Priorities***

#### **1. Roller Skating Facilities**

- The most requested new feature: **an outdoor or indoor roller-skating rink or flat surface.**
- Dozens of comments requested a **covered, lighted, and safe space** for roller sports like dance skating, derby, and family fun.

#### **2. Pickleball Courts**

- Huge demand for more **dedicated pickleball courts** (not shared with tennis).
- Requests included **indoor, outdoor, and covered** courts to accommodate year-round play.

#### **3. Pump Tracks and Bike Infrastructure**

- High interest in **pump tracks**, especially for youth learning to ride.
- Requests for **bikeable paths**, improved **trail connectivity**, and **protected bike lanes** for safety and access.

#### **4. Water Recreation**

- Requests for **splash pads, spray parks**, and a **public pool or aquatic center**—particularly to combat summer heat and for kids of all ages.

#### **5. Nature and Trail Access**

- Strong support for **maintaining and expanding wooded areas, trails, and natural parks**, particularly **Illahee Preserve**, Forest Ridge, and Blueberry Park.

---

### **◆ *Safety & Cleanliness Concerns***

#### **Common Issues Identified:**

- **Encampments, drug activity, and vandalism** in certain parks (especially Evergreen, Lulu Haddon, Forest Ridge, Blueberry, Lions).
- **Restroom closures**, sanitation problems (needles, trash), and insufficient lighting were frequently cited as barriers to park use.

### Places Called Out Most Often:

- **Evergreen Park**
- **Forest Ridge Park**
- **Lions Park**
- **Blueberry Park**
- **Lulu Haddon Park**
- **Stephenson Canyon**

### Suggestions:

- More **trash cans**, **dog waste bags**, regular **bathroom cleaning**, **lighting upgrades**, and even **security cameras** or call boxes.
- 

### ◆ *Program & Facility Needs*

#### For All Ages:

- Expanded offerings for **teens, adults, and seniors** (many mentioned a lack of activities for those not in youth sports or retirement).
- Increased demand for **fitness equipment, adult rec leagues, and classes** (e.g., dance, art, gardening, martial arts).

#### Accessibility and Inclusion:

- Requests for **ADA-accessible playgrounds, sensory-friendly spaces**, and **inclusive design** for autistic and disabled residents.
- Better **transportation connectivity**, sidewalks, and safe routes for walking and biking were cited as essential for access.

#### Senior Center Enhancements:

- Many seniors praised the Senior Center but emphasized a need for **renovation, HVAC upgrades, expanded hours**, and **parking improvements**.
-

## ◆ *Communication & Visibility*

### Feedback:

- Many participants said they were **unaware of current programs**.
- Comments described the **website as outdated**, and flyers or activity guides as **hard to find or delayed**.

### Preferred Sources:

- **Facebook, word of mouth, Senior Center newsletters, and in-person visits** were cited most often for information.

### Suggestions:

- Improve the **website**, create **print/mail activity guides**, maintain an **up-to-date Facebook page**, and improve **event signage**.
- 

## ◆ *Most Frequent Suggestions*

- Build a **pump track**
- Develop a **covered roller rink**
- Create more **dedicated pickleball courts**
- Provide **safe, clean restrooms**
- Improve **lighting and maintenance**
- Offer **more activities**, especially for seniors and teens
- Increase **park patrols and staff presence**
- Install **trash bins, water fountains, and shade structures**
- Prioritize **equity in underserved neighborhoods**, especially in NE and East Bremerton

Here's a curated list of **notable quotes from community comments** in the 2026 Bremerton PROS Survey that are either:

- **Specific to individual parks,**
  - Or **particularly well-written, insightful, or representative** of recurring themes.
-



# Community Comments Summary

## Top Community Priorities



### Roller Skating Facilities

- Biggest demand for indoor or *outhdoor* skating rink
- More indoor and outdoor dedicated pickleball courts
- Pump tracks and bike improvements and bikebale paths
- Water recreation Calls for splash pads, spray parks, or aquatic center



## Safety & Cleanliness Concerns



Encampments, drug activity, vandalism, and unsanitary restrooms

Problem areas: Evergreen, Forest Ridge, Lions

## Program & Facility Needs



**All ages** Requests for expanded activities for teens, adults, and seniors



**Accessibility** Calls for ADA-accessible playgrounds, inclusive design



**Senior center** Seniors asked for renovation, HAVAC updates, more parking

## Communication & Visibility



**Sources** Facebook, word of mouth, newsleteters

**Suggestions** Expand website, publish activity guides

## **Park-Specific Quotes**

### **Evergreen Park**

“Evergreen is the gold standard. It has about everything. More like that please!”

— Resident from Union Hill

“Encampment and drug use at Evergreen is one of the main reasons I don't bring my child there.”

— Parent comment

“Very inadequate lighting at night in Evergreen Park.”

— Safety concern respondent

“Restrooms at Evergreen Park tend to have bugs and are frequently dirty.”

— Maintenance comment

---

### **Forest Ridge Park**

“Forest Ridge is entirely neglected. The tennis court is unusable.”

— Maintenance and cleanliness response

“Forest Ridge Park needs trail maintenance and improved facilities.”

— Site-specific improvement recommendation

“Please update and improve safety of Forest Ridge Park. Tons of kids in the area and nowhere safe for them to play.”

— Community safety concern

---

### **Lulu Haddon Park**

“Lulu Haddon Park has been without a playground from Oct 2022 until now... There are toddlers who've never had a chance to play. And no clear reason given, ever!”

— Strongly worded concern about lack of communication and delay

---

### **Blueberry Park**

“When the bushes get large, you cannot see around them and you don't know if there is someone back there.”

— Safety concern from parent

“My wife and I pick up litter often from the grounds at Blueberry Park.”

— Community stewardship quote

---

### **Lions Park**

“Lions Park needs cameras in the parking lot, there is a lot of petty theft in the cars.”

— Public safety suggestion

“There are 2 ladies at Lions Park every morning picking up trash/poop.”

— Positive feedback on stewardship and cleanliness

“At Lions Park I think the shrubbery has gotten out of hand, mainly around the children’s zip line. The children should be more visible.”

— Visibility/safety comment

---

### **Pendergast Park**

“Pendergast field is amazing, but the playground is awful and dated... There are big sandy fields that don’t get used... could be a splash pad!”

— Specific upgrade suggestion

“Extensive encampments near Pendergast—campers clearly use facilities and are camping in class 5 wetlands.”

— Environmental and safety concern

---

### **Manette Park**

“There’s a giant hole in the field at Manette Park, and we do not like the brakes on the big spinning orb—it takes the fun away.”

— Direct user feedback on equipment

---

### **Kiwanis Park**

“Kiwanis Park has some safety issues, seems to be vagrants there regularly and trash scattered through the edges.”

— Concerned Park user

---

## **General Insightful Quotes**

“Parks aren’t just for the wealthy... You need to improve the parks in your under-resourced communities, not just Manette and downtown.”

— Equity-focused feedback

“Safety and maintenance are the most important. A new park should only be created if we can take care of what we have.”

— Prioritization comment

“Investment in the health of our city means prioritizing multi-modal access... Parks and Rec is uniquely poised to provide our community members of all ages with opportunity.”

— Thoughtful comment on role of Parks & Rec

“Roller skating is a fantastic activity for kids and adults alike and builds community. A covered concrete area could bring people together.”

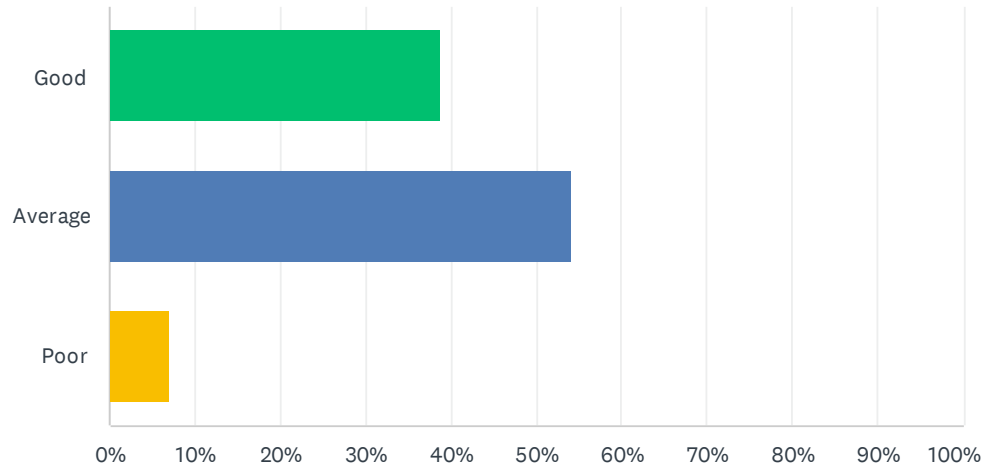
— Advocacy for roller skating infrastructure

“We need to maintain and improve what we have and better integrate parks within neighborhoods and the city fabric.”

— Urban planning-oriented comment

## Q1 How would you rate the overall quality of life in Bremerton?

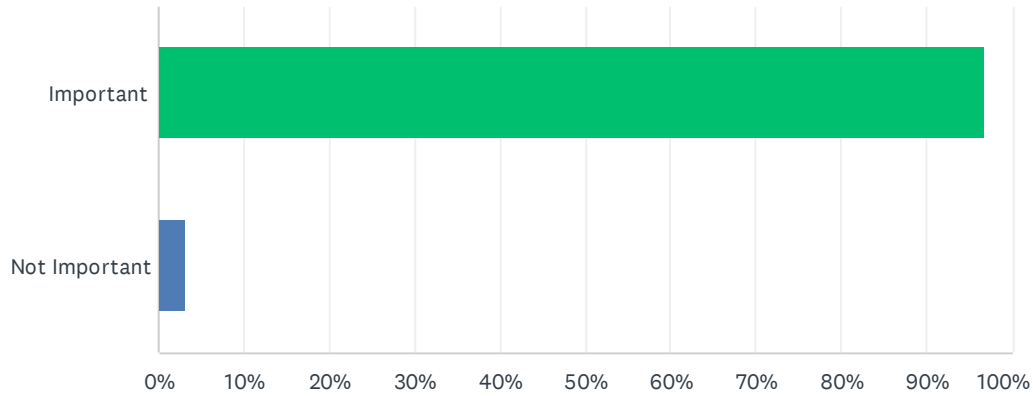
Answered: 893 Skipped: 7



ANSWER CHOICES		RESPONSES	
Good		38.86%	347
Average		54.20%	484
Poor		6.94%	62
TOTAL			893

## Q2 How important do you think Bremerton's Parks and Recreation system is to the quality of life in Bremerton?

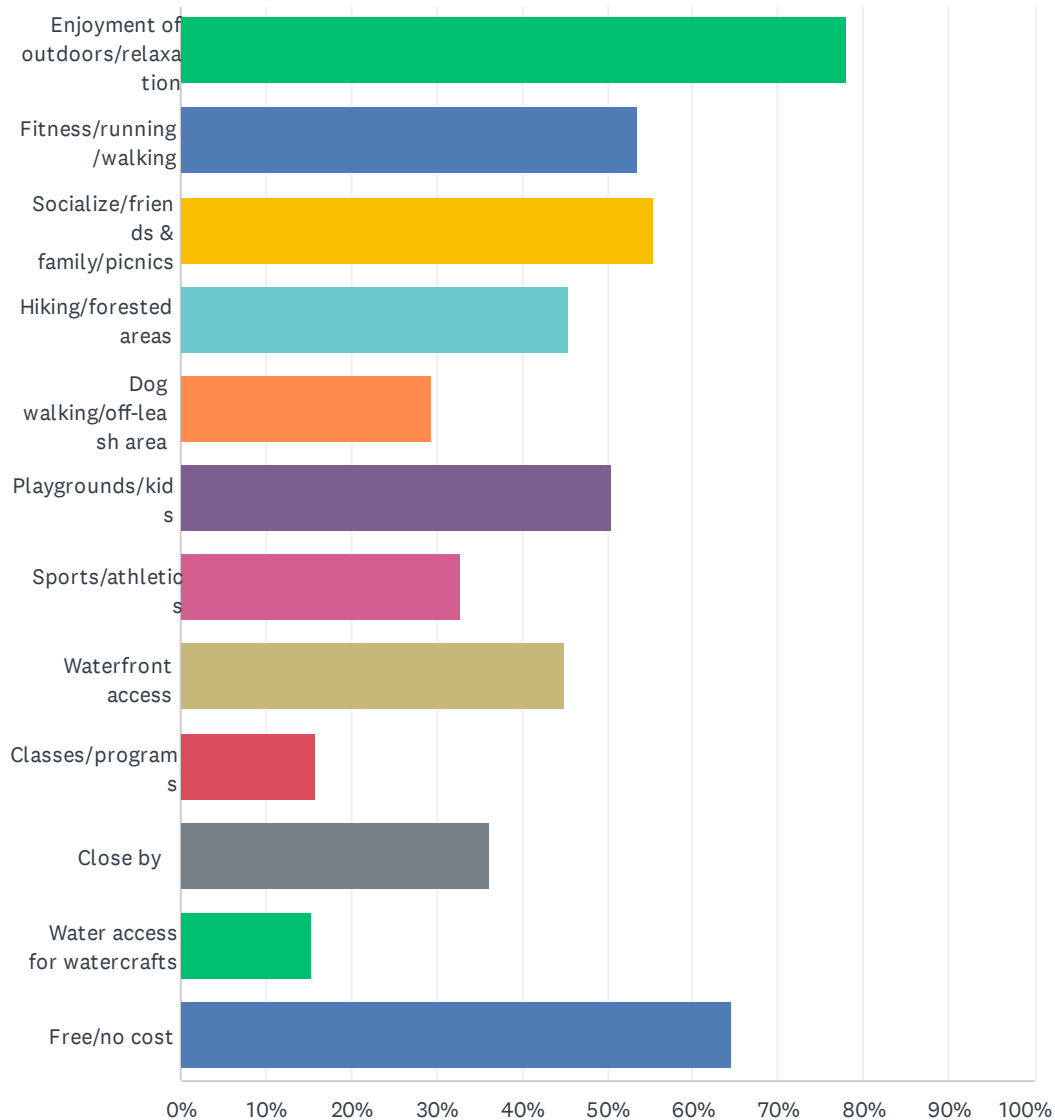
Answered: 898 Skipped: 2



ANSWER CHOICES	RESPONSES	
Important	96.77%	869
Not Important	3.23%	29
TOTAL		898

### Q3 What are the main reasons you or your family visit Bremerton Parks and Recreation facilities? (Select all that apply)

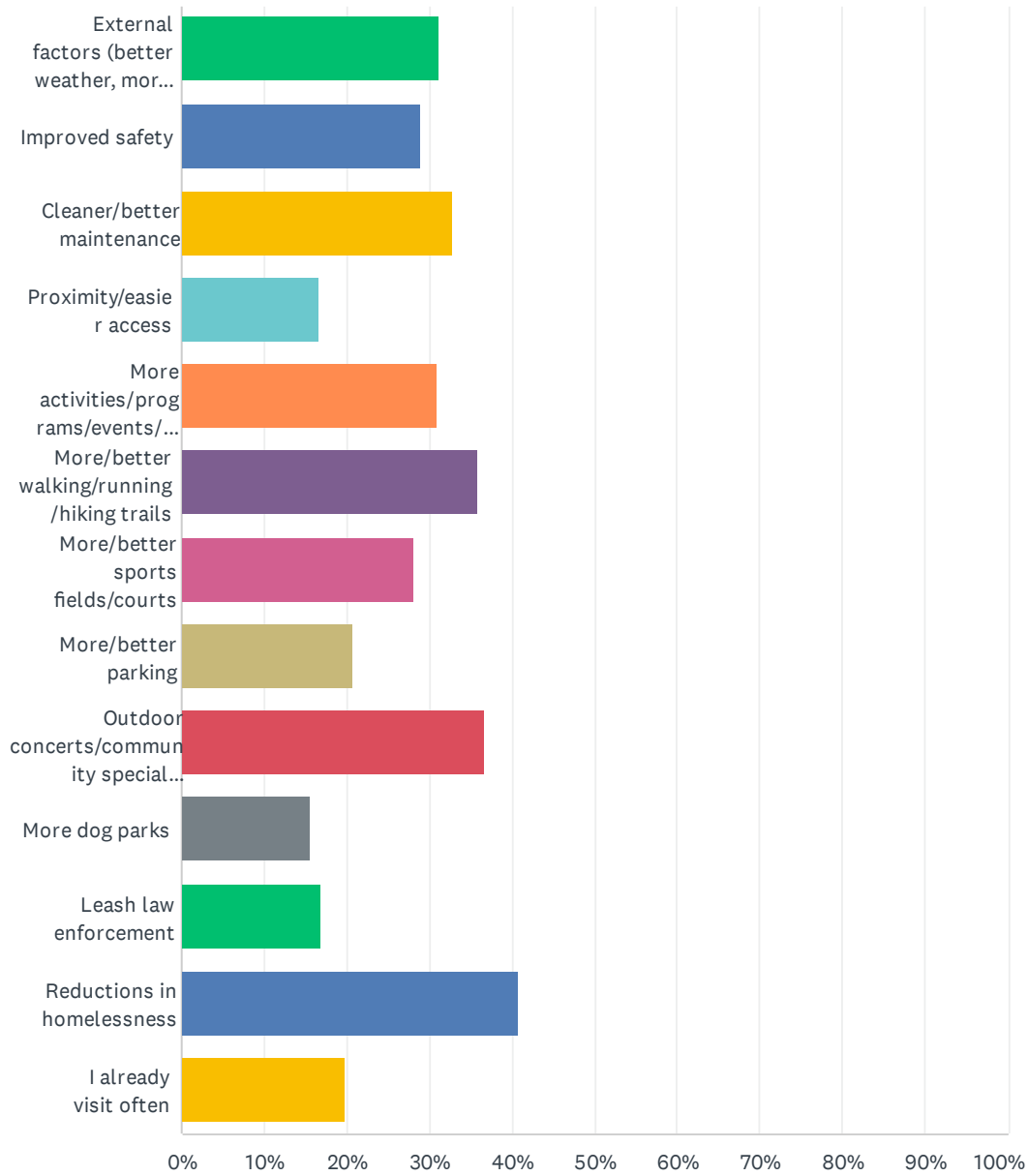
Answered: 861 Skipped: 39



ANSWER CHOICES	RESPONSES	
Enjoyment of outdoors/relaxation	77.93%	671
Fitness/running/walking	53.43%	460
Socialize/friends & family/picnics	55.40%	477
Hiking/forested areas	45.41%	391
Dog walking/off-leash area	29.38%	253
Playgrounds/kids	50.52%	435
Sports/athletics	32.87%	283
Waterfront access	45.06%	388
Classes/programs	15.68%	135
Close by	36.35%	313
Water access for watercrafts	15.45%	133
Free/no cost	64.58%	556
Total Respondents: 861		

## Q4 What, if anything, would make you visit more often? (Select all that apply)

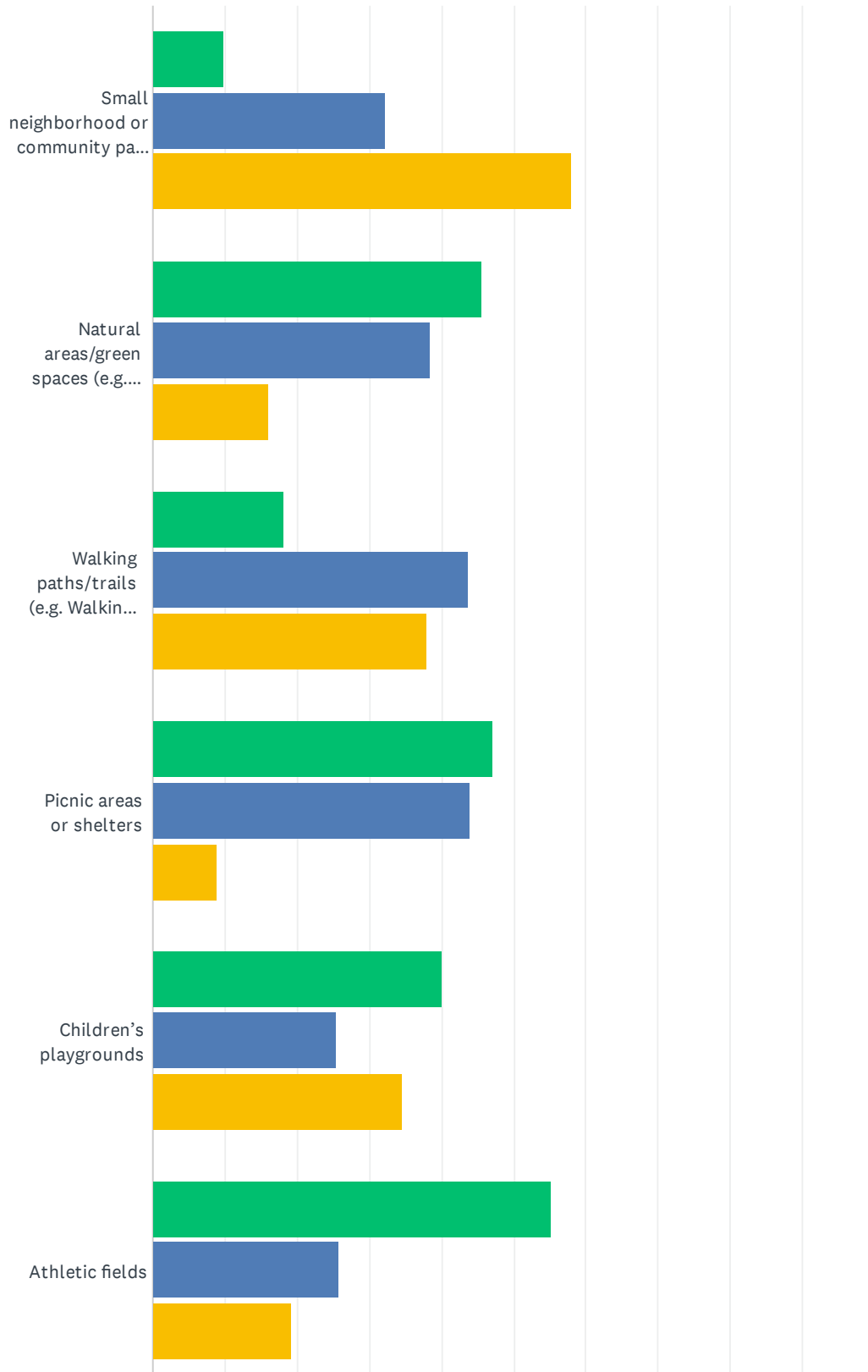
Answered: 826 Skipped: 74

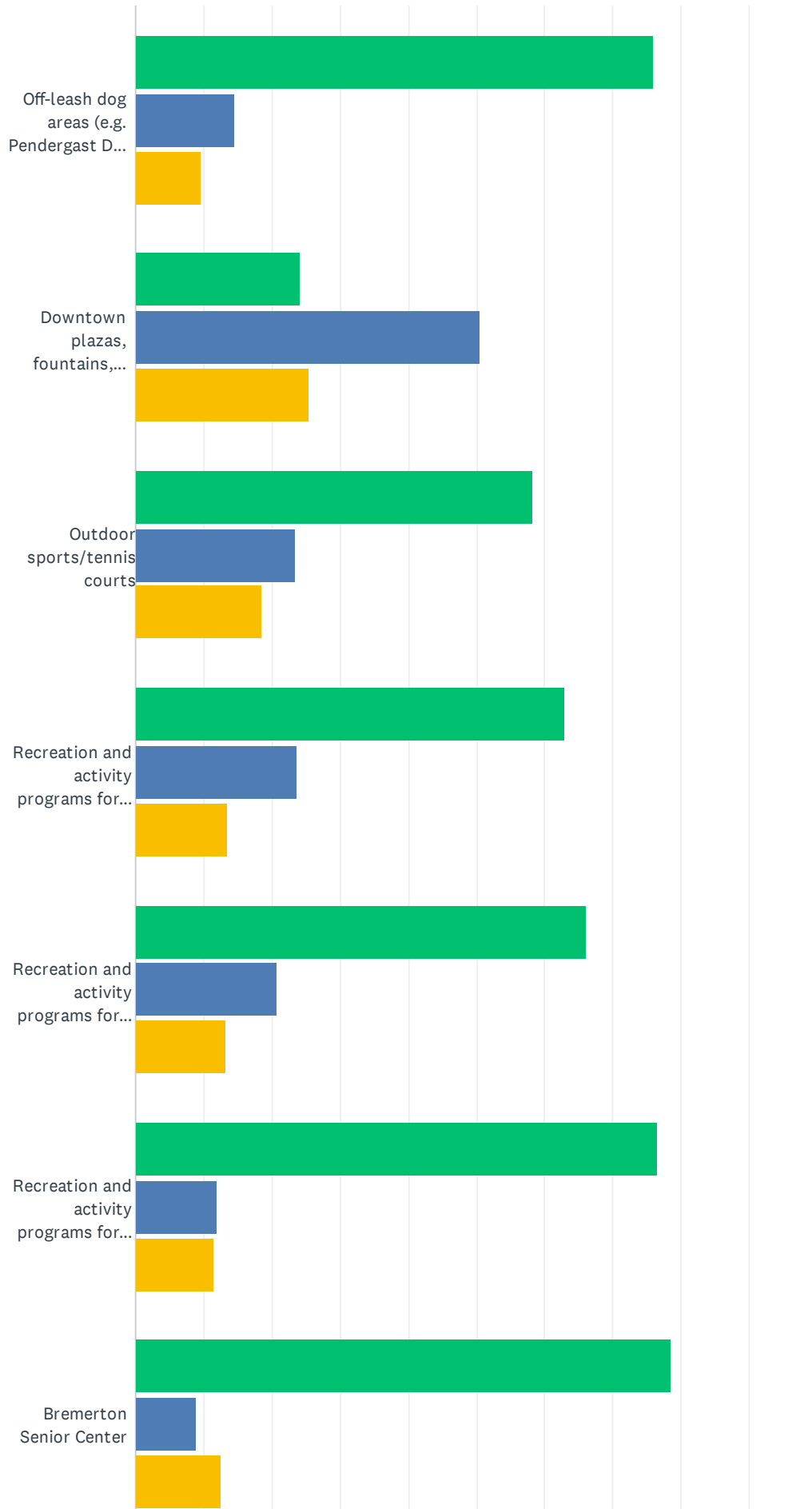


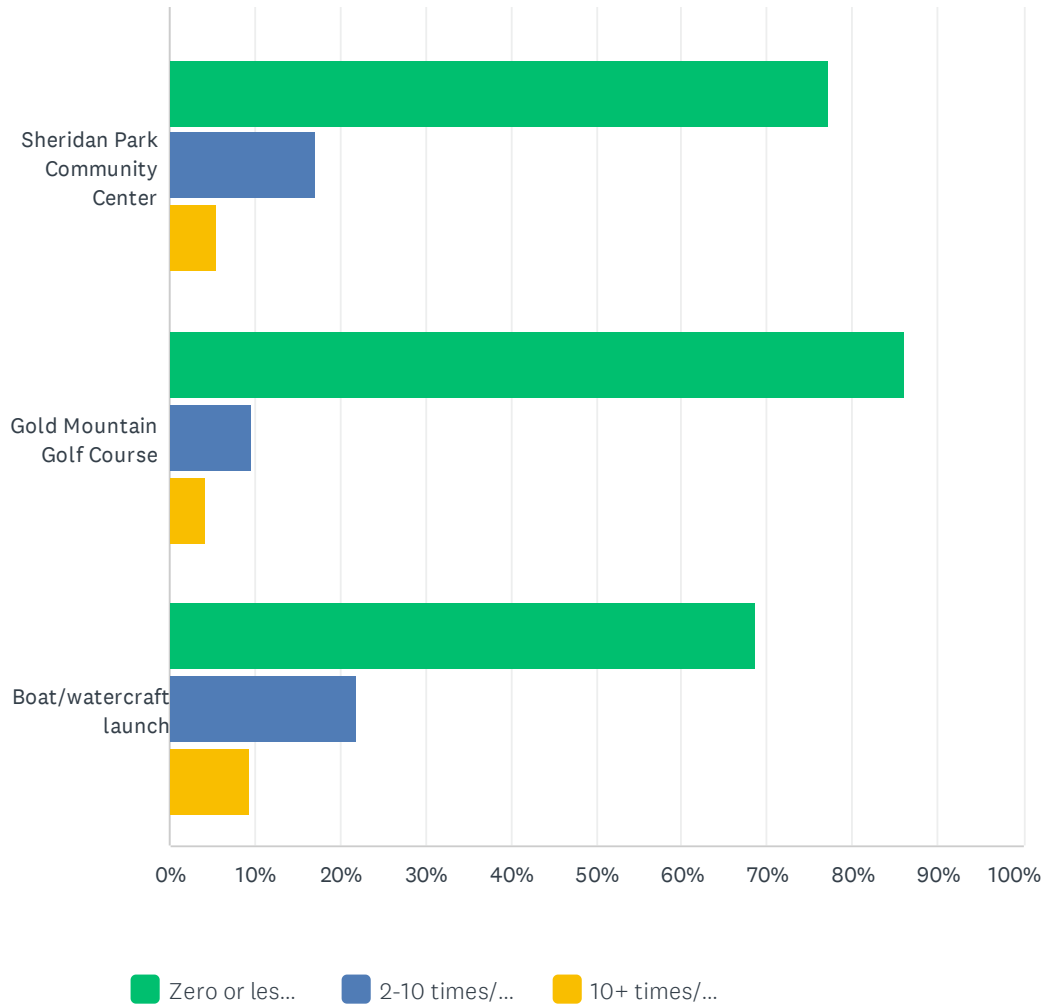
ANSWER CHOICES	RESPONSES	
External factors (better weather, more free time, etc.)	31.23%	258
Improved safety	28.93%	239
Cleaner/better maintenance	32.81%	271
Proximity/easier access	16.59%	137
More activities/programs/events/classes	30.99%	256
More/better walking/running/hiking trails	35.84%	296
More/better sports fields/courts	28.09%	232
More/better parking	20.58%	170
Outdoor concerts/community special events	36.68%	303
More dog parks	15.50%	128
Leash law enforcement	16.83%	139
Reductions in homelessness	40.80%	337
I already visit often	19.85%	164
Total Respondents: 826		

## Q5 For each of the following types of parks and recreation facilities, please indicate how often you or your family visit that type of park or facility.

Answered: 836 Skipped: 64



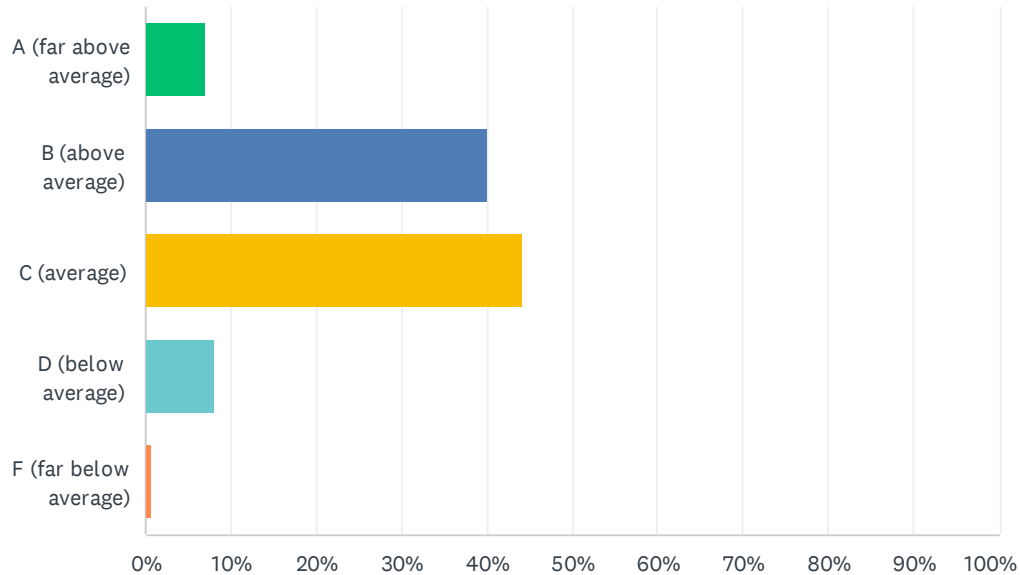




	ZERO OR LESS THAN 2 TIMES/YEAR	2-10 TIMES/YEAR	10+ TIMES/YEAR	TOTAL
Small neighborhood or community parks (e.g. Lions Park, Evergreen Rotary Park, Blueberry Park, etc.)	9.71% 80	32.28% 266	58.01% 478	824
Natural areas/green spaces (e.g. Stephenson Canyon, Madrona Trails, etc.)	45.66% 368	38.34% 309	16.00% 129	806
Walking paths/trails (e.g. Walking path at Lions Park or other park)	18.16% 148	43.80% 357	38.04% 310	815
Picnic areas or shelters	47.22% 373	43.92% 347	8.86% 70	790
Children's playgrounds	40.15% 314	25.32% 198	34.53% 270	782
Athletic fields	55.17% 427	25.71% 199	19.12% 148	774
Off-leash dog areas (e.g. Pendergast Dog Park)	75.84% 587	14.60% 113	9.56% 74	774
Downtown plazas, fountains, boardwalk	24.10% 195	50.56% 409	25.34% 205	809
Outdoor sports/tennis courts	58.15% 460	23.39% 185	18.46% 146	791
Recreation and activity programs for kids	62.94% 484	23.67% 182	13.39% 103	769
Recreation and activity programs for adults	66.07% 518	20.66% 162	13.27% 104	784
Recreation and activity programs for seniors	76.57% 608	11.84% 94	11.59% 92	794
Bremerton Senior Center	78.57% 627	8.90% 71	12.53% 100	798
Sheridan Park Community Center	77.24% 604	17.14% 134	5.63% 44	782
Gold Mountain Golf Course	86.16% 666	9.57% 74	4.27% 33	773
Boat/watercraft launch	68.64% 534	21.98% 171	9.38% 73	778

## Q6 How would you grade the Bremerton Parks and Recreation system overall?

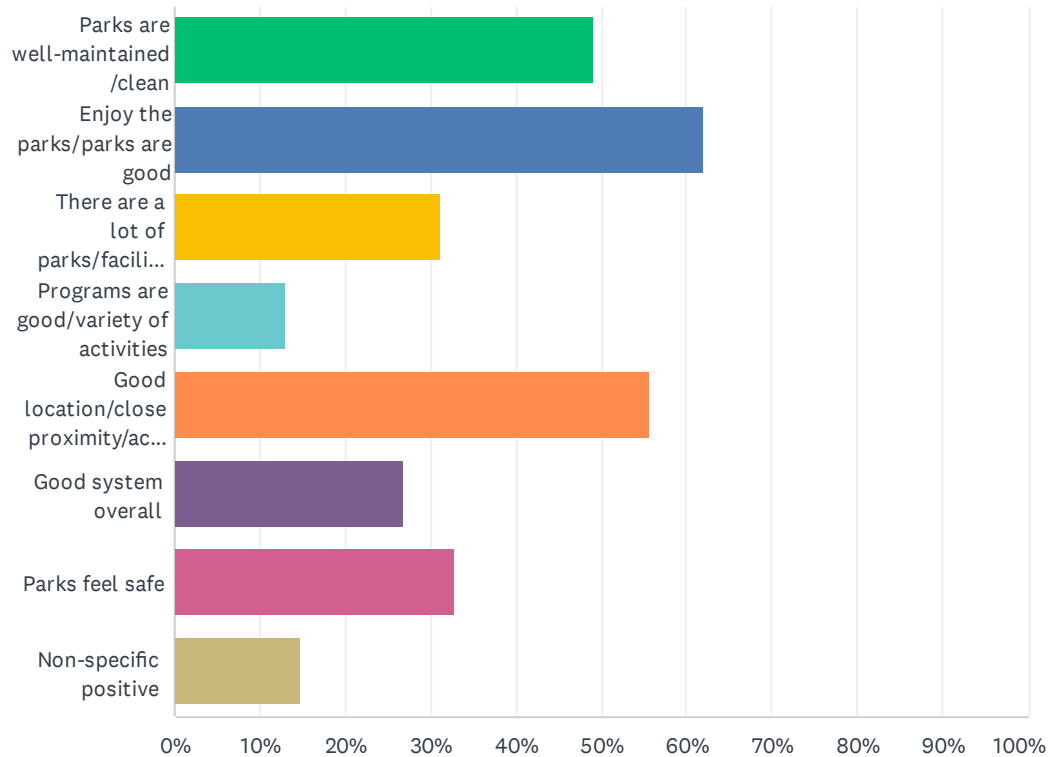
Answered: 814 Skipped: 86



ANSWER CHOICES	RESPONSES	
A (far above average)	7.00%	57
B (above average)	40.05%	326
C (average)	44.10%	359
D (below average)	8.11%	66
F (far below average)	0.74%	6
TOTAL		814

## Q7 What are the positive reasons for the grade you gave for Bremerton's Parks and Recreation system overall? (Select all that apply)

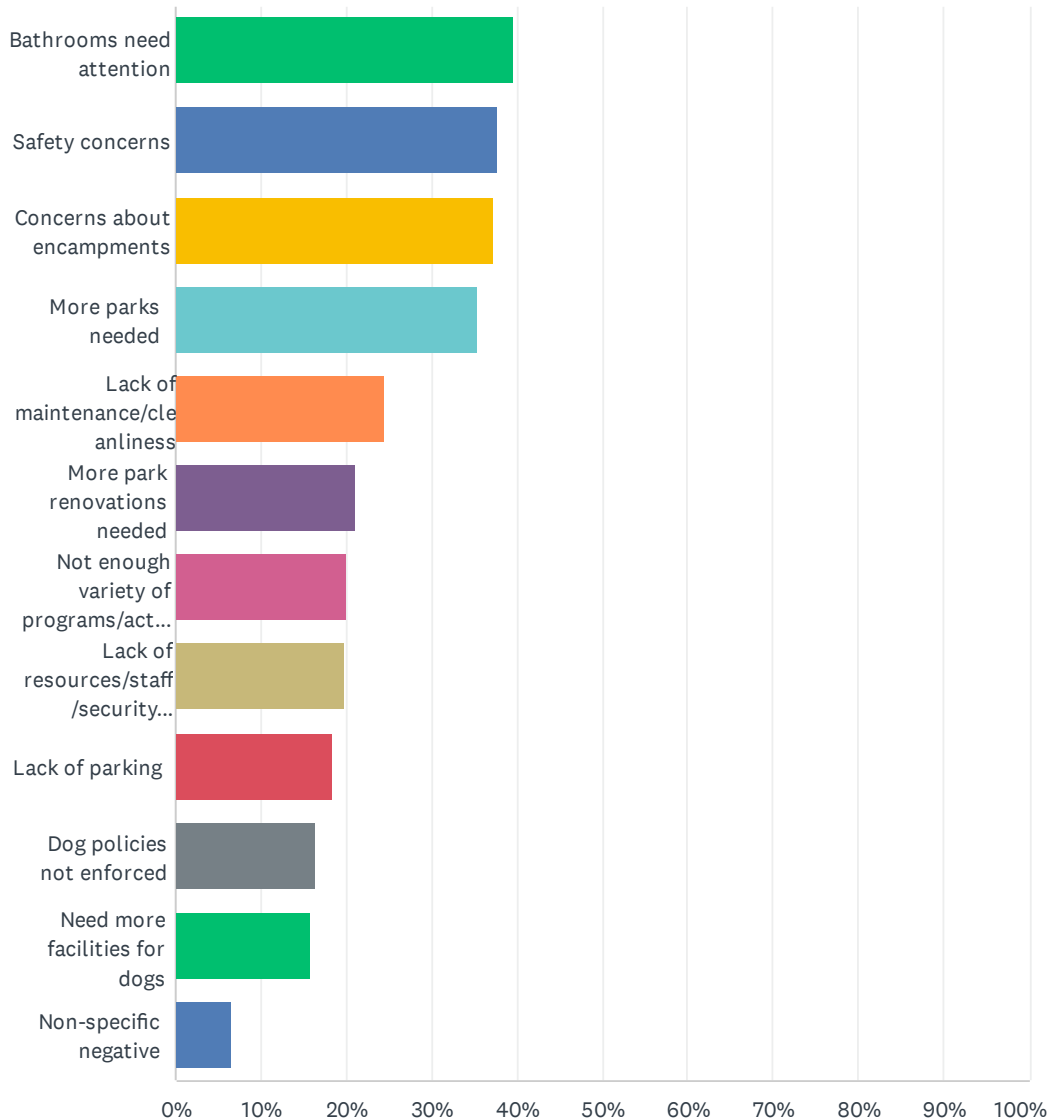
Answered: 799 Skipped: 101



ANSWER CHOICES	RESPONSES	
Parks are well-maintained/clean	49.06%	392
Enjoy the parks/parks are good	61.95%	495
There are a lot of parks/facilities	31.04%	248
Programs are good/variety of activities	13.02%	104
Good location/close proximity/accessible	55.57%	444
Good system overall	26.78%	214
Parks feel safe	32.79%	262
Non-specific positive	14.77%	118
Total Respondents: 799		

## Q8 What are the negative reasons for the grade you gave for Bremerton's Parks and Recreation system overall? (Select all that apply)

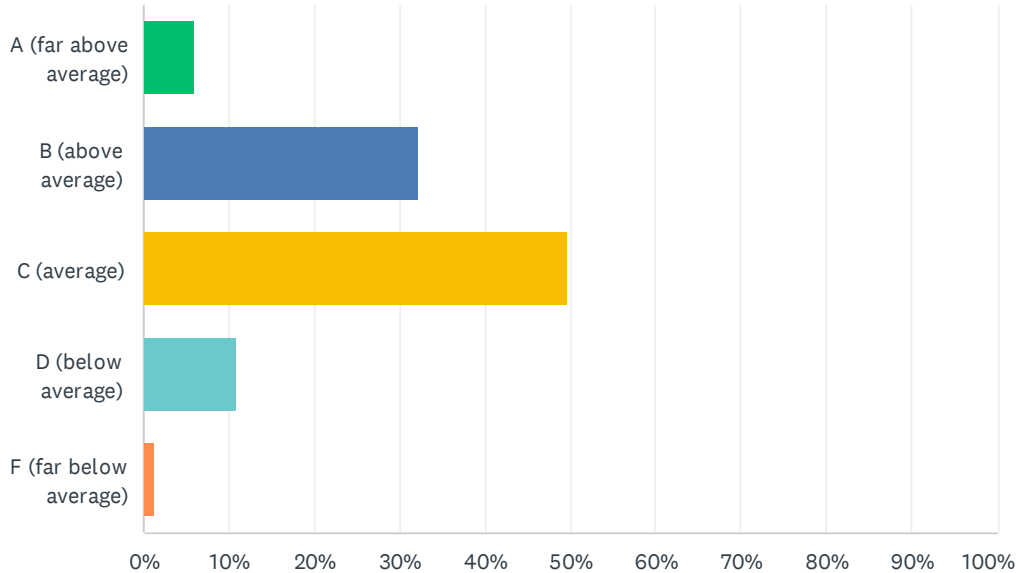
Answered: 727 Skipped: 173



ANSWER CHOICES	RESPONSES	
Bathrooms need attention	39.61%	288
Safety concerns	37.83%	275
Concerns about encampments	37.28%	271
More parks needed	35.35%	257
Lack of maintenance/cleanliness	24.48%	178
More park renovations needed	21.18%	154
Not enough variety of programs/activities	20.08%	146
Lack of resources/staff/security personnel/no enforcement of rules	19.81%	144
Lack of parking	18.29%	133
Dog policies not enforced	16.51%	120
Need more facilities for dogs	15.68%	114
Non-specific negative	6.60%	48
Total Respondents: 727		

## Q9 How would you grade the safety of Bremerton Parks and Recreation facilities?

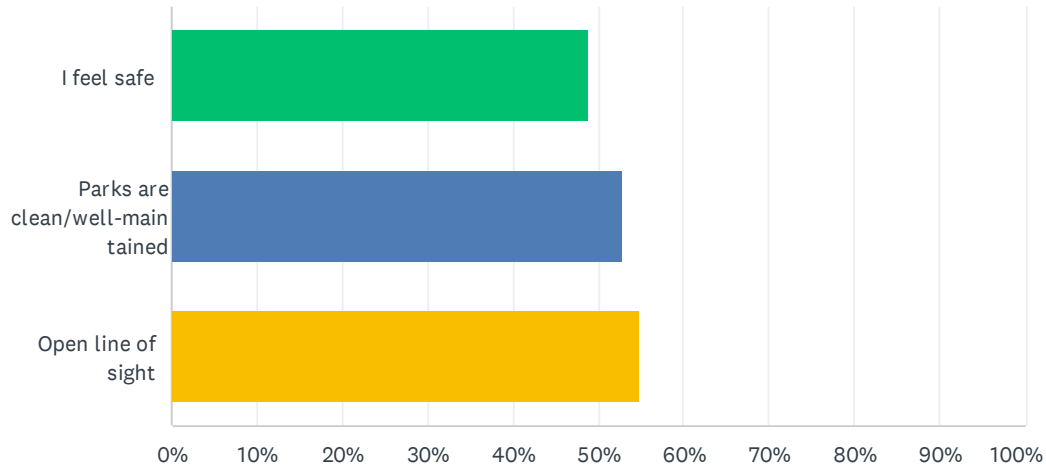
Answered: 794 Skipped: 106



ANSWER CHOICES	RESPONSES	
A (far above average)	5.92%	47
B (above average)	32.24%	256
C (average)	49.62%	394
D (below average)	10.96%	87
F (far below average)	1.26%	10
TOTAL		794

## Q10 What are the positive reasons for the grade you gave for the safety of Bremerton Parks and Recreation facilities? (Select all that apply)

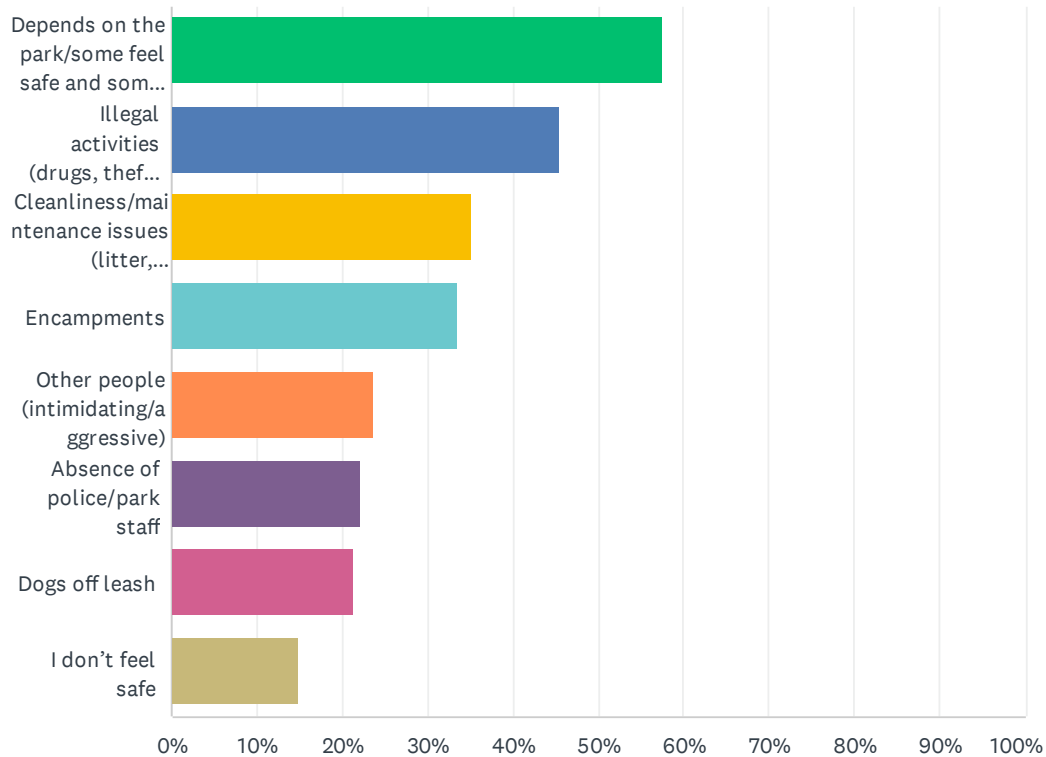
Answered: 718 Skipped: 182



ANSWER CHOICES	RESPONSES	
I feel safe	48.89%	351
Parks are clean/well-maintained	52.92%	380
Open line of sight	54.74%	393
Total Respondents: 718		

## Q11 What are the negative reasons for the grade you gave for the safety of Bremerton Parks and Recreation facilities? (Select all that apply)

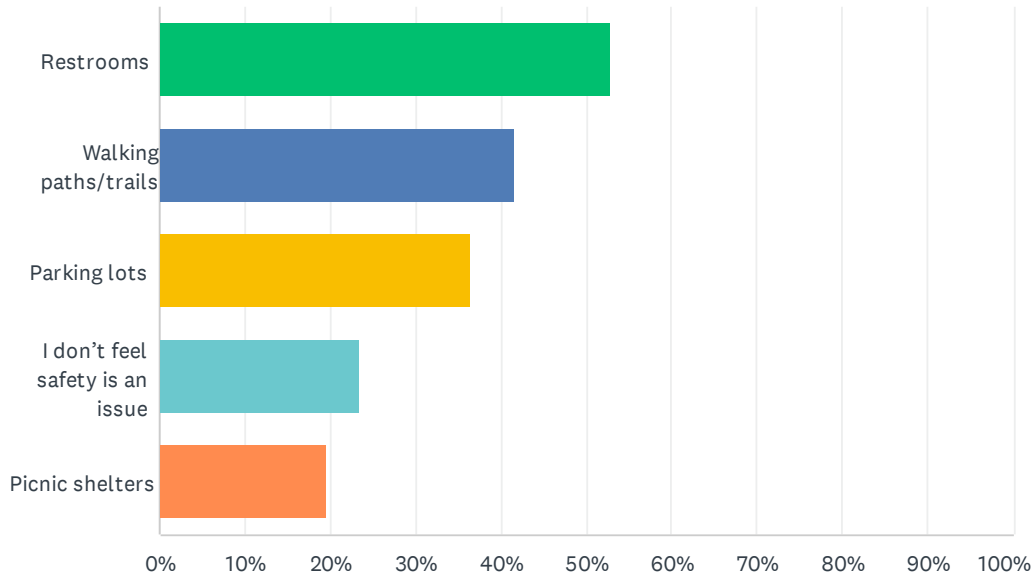
Answered: 677 Skipped: 223



ANSWER CHOICES	RESPONSES	
Depends on the park/some feel safe and some do not	57.61%	390
Illegal activities (drugs, theft, tagging/graffiti, alcohol, etc.)	45.35%	307
Cleanliness/maintenance issues (litter, bathrooms)	35.16%	238
Encampments	33.38%	226
Other people (intimidating/aggressive)	23.63%	160
Absence of police/park staff	22.16%	150
Dogs off leash	21.42%	145
I don't feel safe	14.92%	101
Total Respondents: 677		

## Q12 What are specific places where you think safety is an issue? (multi-response)

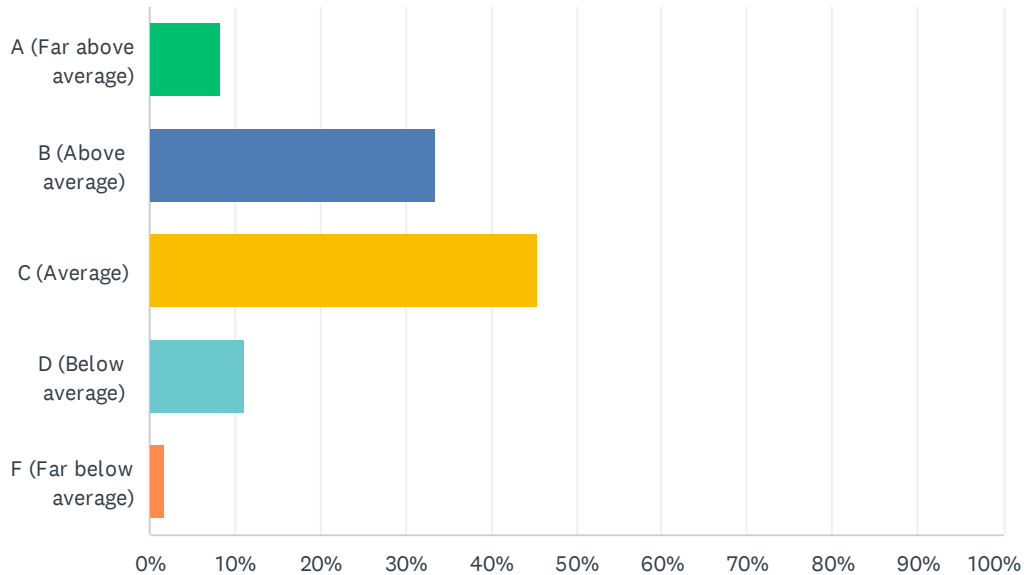
Answered: 722 Skipped: 178



ANSWER CHOICES	RESPONSES	
Restrooms	52.91%	382
Walking paths/trails	41.55%	300
Parking lots	36.57%	264
I don't feel safety is an issue	23.41%	169
Picnic shelters	19.67%	142
Total Respondents: 722		

## Q13 How well do local Bremerton Parks and Recreation facilities meet the needs of your neighborhood?

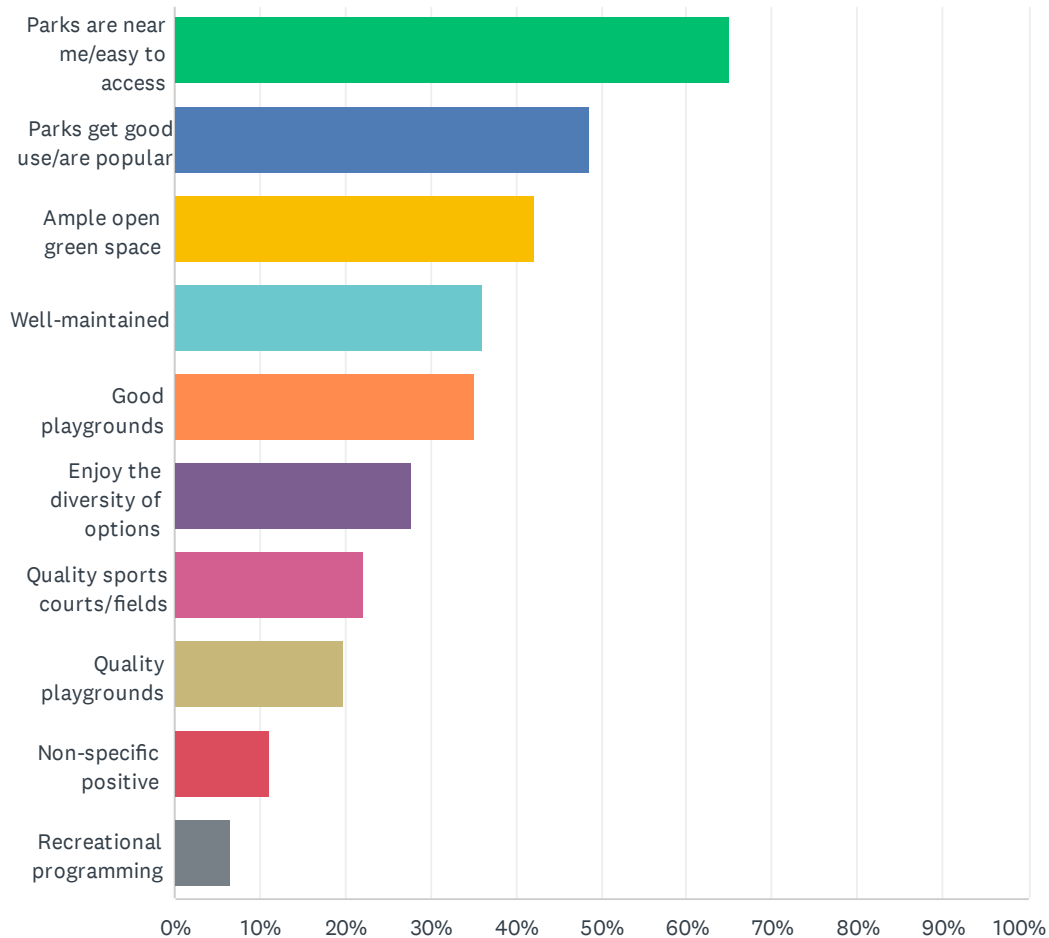
Answered: 777 Skipped: 123



ANSWER CHOICES	RESPONSES	
A (Far above average)	8.24%	64
B (Above average)	33.46%	260
C (Average)	45.43%	353
D (Below average)	11.07%	86
F (Far below average)	1.80%	14
TOTAL		777

## Q14 What are the positive reasons for the grade you gave for meeting the needs of your neighborhood? (Select all that apply)

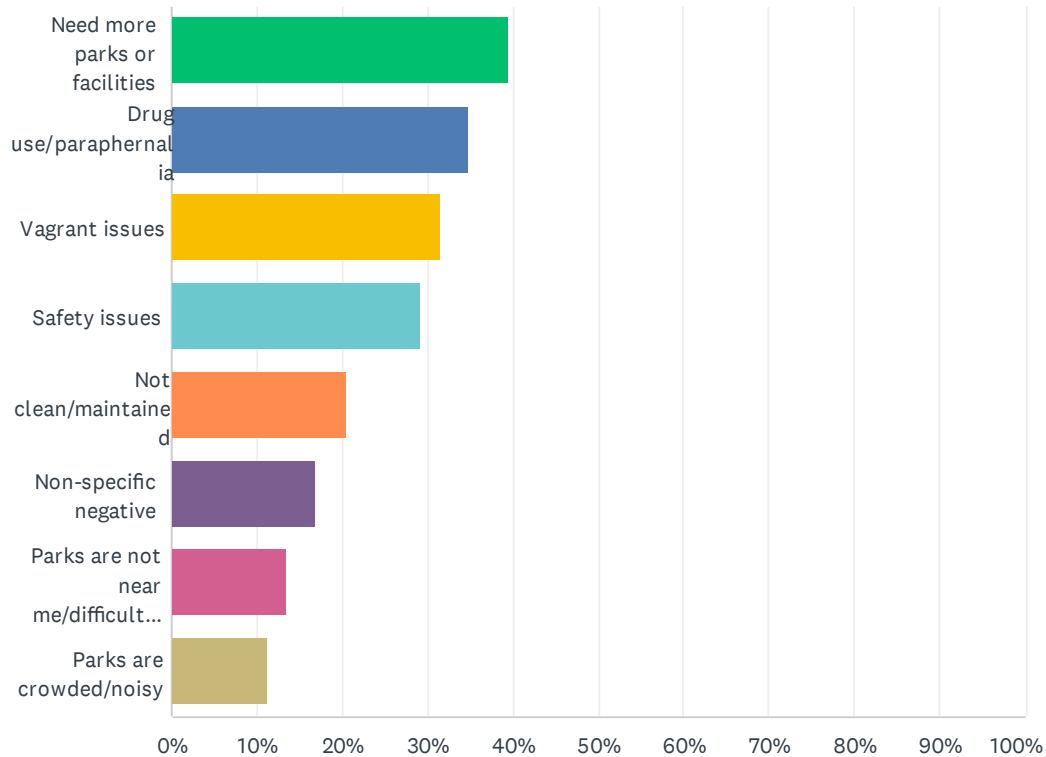
Answered: 733 Skipped: 167



ANSWER CHOICES	RESPONSES	
Parks are near me/easy to access	64.94%	476
Parks get good use/are popular	48.57%	356
Ample open green space	42.29%	310
Well-maintained	36.02%	264
Good playgrounds	35.20%	258
Enjoy the diversity of options	27.69%	203
Quality sports courts/fields	22.10%	162
Quality playgrounds	19.78%	145
Non-specific positive	11.05%	81
Recreational programming	6.68%	49
Total Respondents: 733		

## Q15 What are the negative reasons for the grade you gave for meeting the needs of your neighborhood? (Select all that apply)

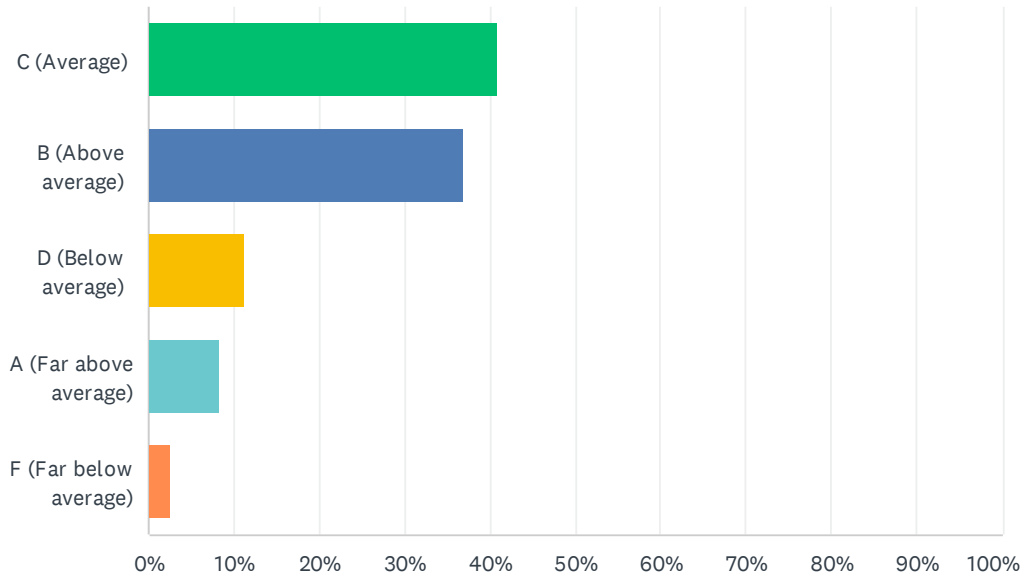
Answered: 642 Skipped: 258



ANSWER CHOICES	RESPONSES	
Need more parks or facilities	39.41%	253
Drug use/paraphernalia	34.74%	223
Vagrant issues	31.62%	203
Safety issues	29.13%	187
Not clean/maintained	20.56%	132
Non-specific negative	16.82%	108
Parks are not near me/difficult to access	13.40%	86
Parks are crowded/noisy	11.37%	73
Total Respondents: 642		

## Q16 How would you grade the maintenance and cleanliness of Bremerton Parks and Recreation facilities?

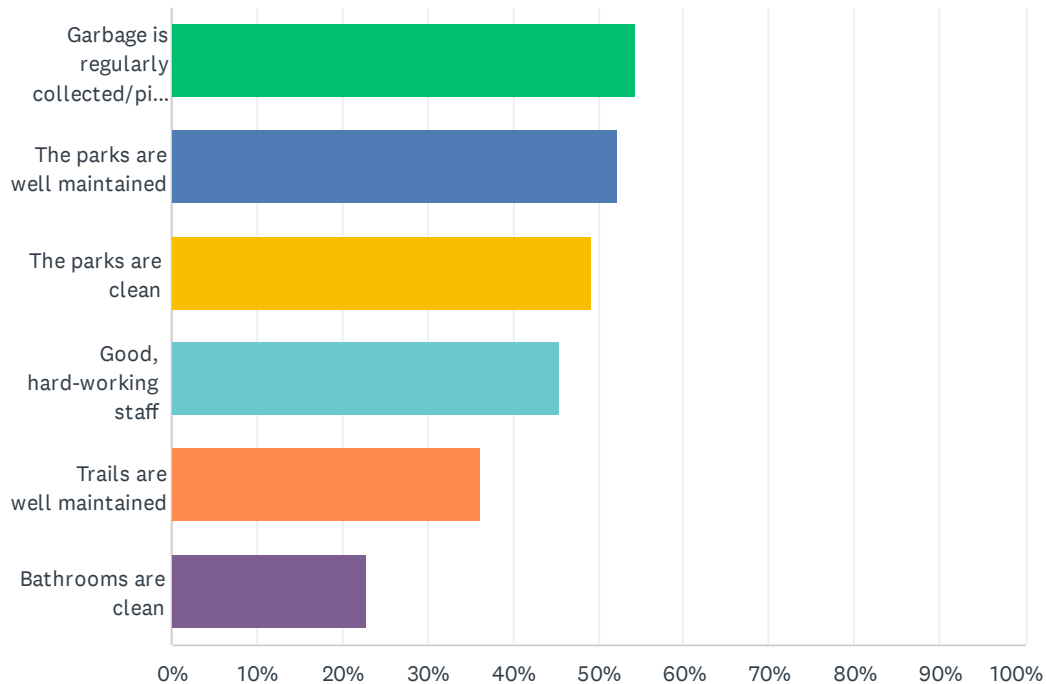
Answered: 755 Skipped: 145



ANSWER CHOICES	RESPONSES	
C (Average)	40.93%	309
B (Above average)	36.95%	279
D (Below average)	11.26%	85
A (Far above average)	8.21%	62
F (Far below average)	2.65%	20
TOTAL		755

## Q17 What are the positive reasons for the grade you gave for the maintenance and cleanliness of parks and recreation facilities? (Select all that apply)

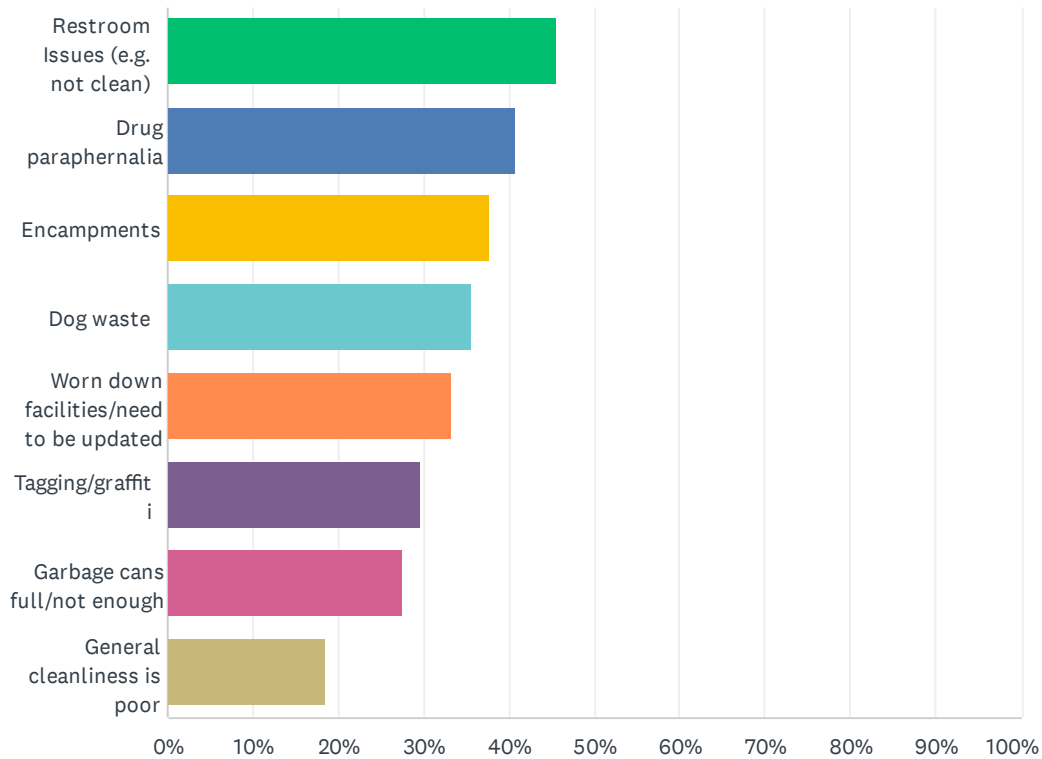
Answered: 656 Skipped: 244



ANSWER CHOICES	RESPONSES	
Garbage is regularly collected/picked up	54.27%	356
The parks are well maintained	52.13%	342
The parks are clean	49.24%	323
Good, hard-working staff	45.43%	298
Trails are well maintained	36.28%	238
Bathrooms are clean	22.87%	150
Total Respondents: 656		

## Q18 What are the negative reasons for the grade you gave for the maintenance and cleanliness of parks and recreation facilities? (Select all that apply)

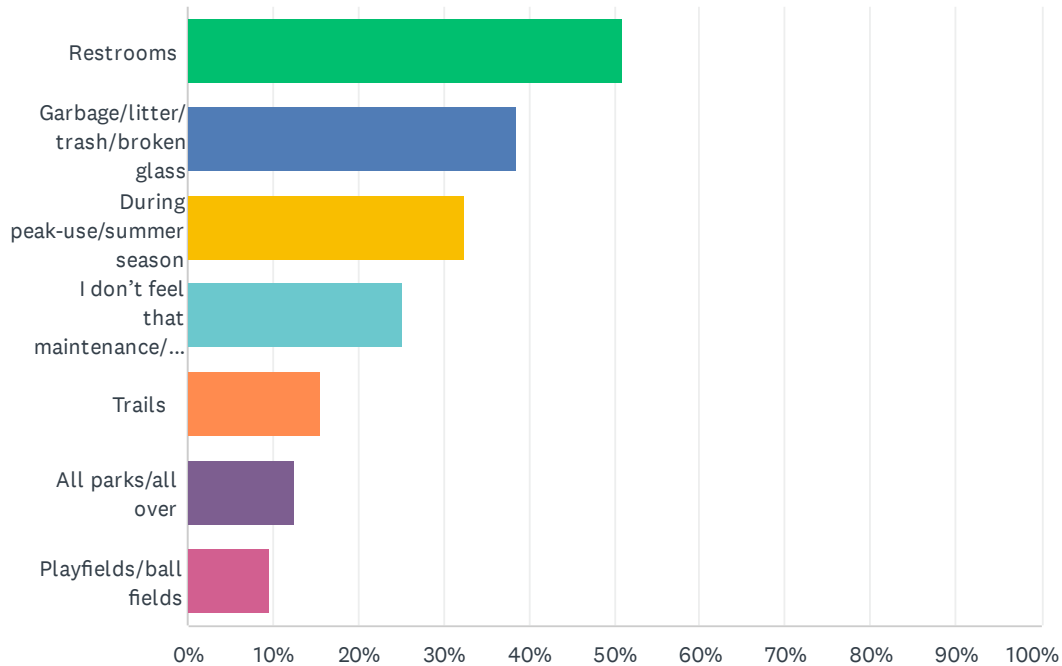
Answered: 569 Skipped: 331



ANSWER CHOICES	RESPONSES	
Restroom Issues (e.g. not clean)	45.69%	260
Drug paraphernalia	40.77%	232
Encampments	37.79%	215
Dog waste	35.68%	203
Worn down facilities/need to be updated	33.22%	189
Tagging/graffiti	29.70%	169
Garbage cans full/not enough	27.59%	157
General cleanliness is poor	18.63%	106
Total Respondents: 569		

## Q19 Where are some places/instances where you think maintenance and cleanliness is an issue? (Select all that apply)

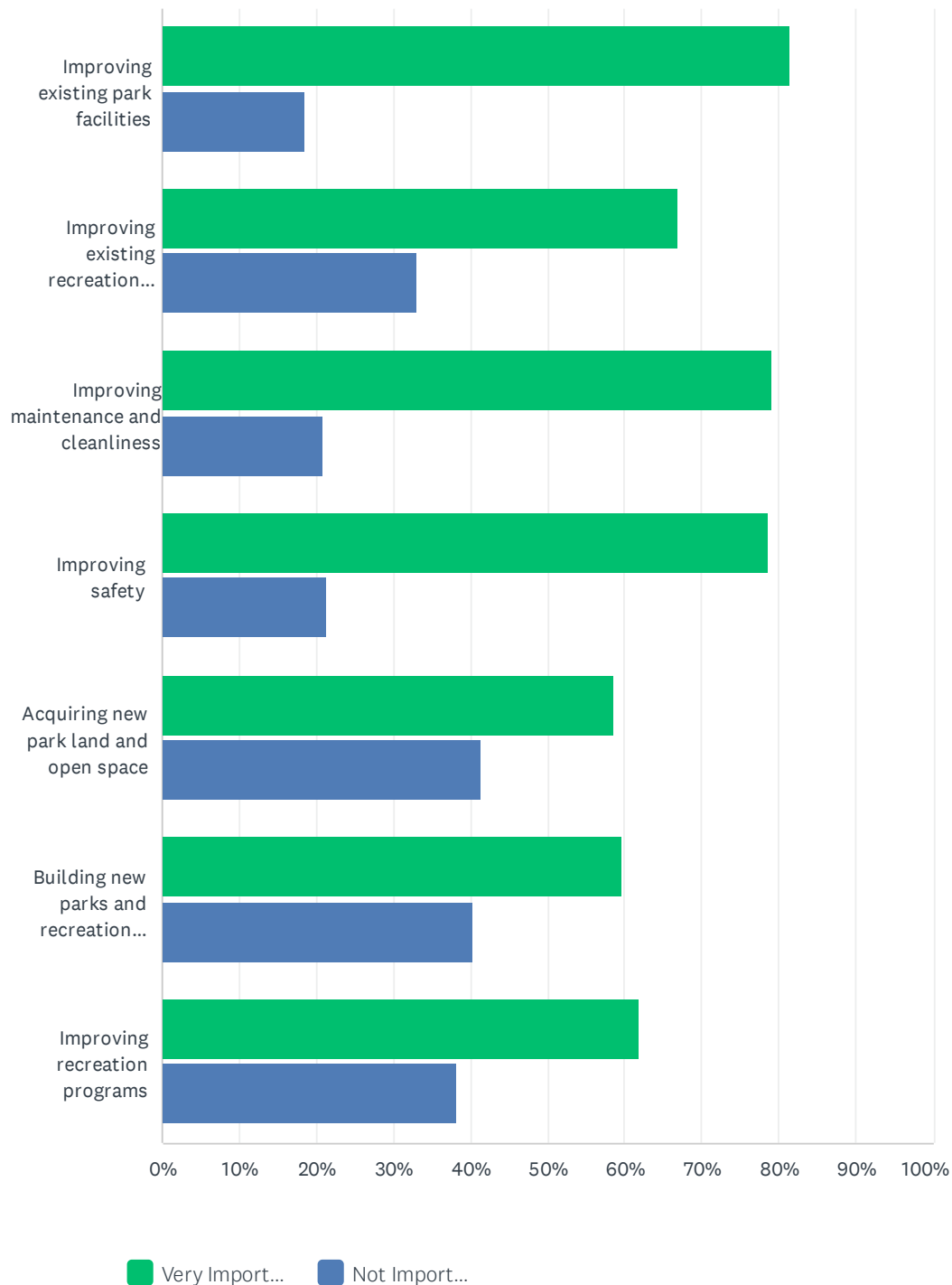
Answered: 681 Skipped: 219



ANSWER CHOICES	RESPONSES	
Restrooms	50.95%	347
Garbage/litter/trash/broken glass	38.62%	263
During peak-use/summer season	32.45%	221
I don't feel that maintenance/cleanliness is an issue	25.26%	172
Trails	15.57%	106
All parks/all over	12.48%	85
Playfields/ball fields	9.54%	65
Total Respondents: 681		

**Q20 Bremerton Parks and Recreation must prioritize limited funding to address system needs over the next 6 to 10 years. For each of the following, please indicate whether you feel it is important to fund that project or issue.**

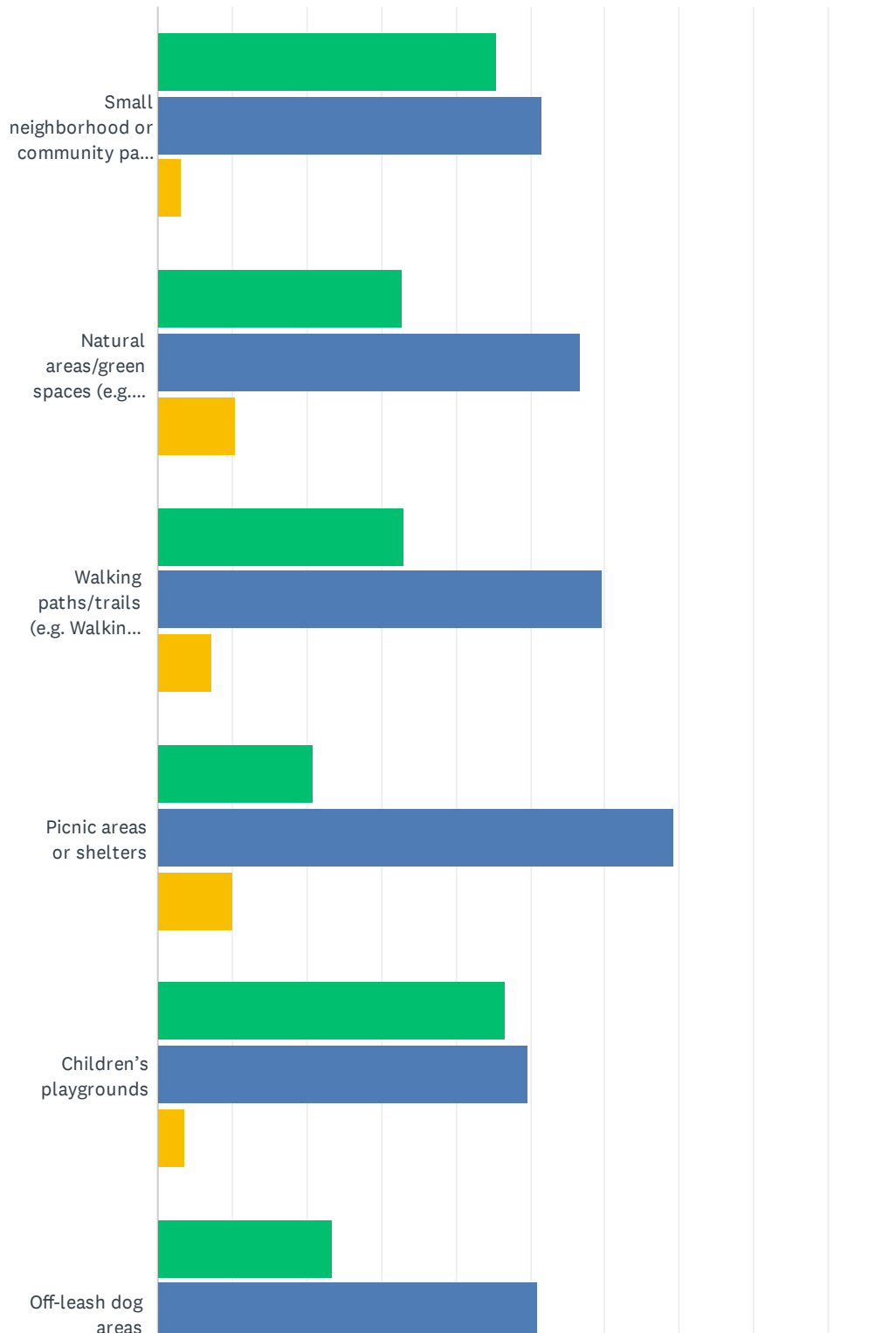
Answered: 721 Skipped: 179

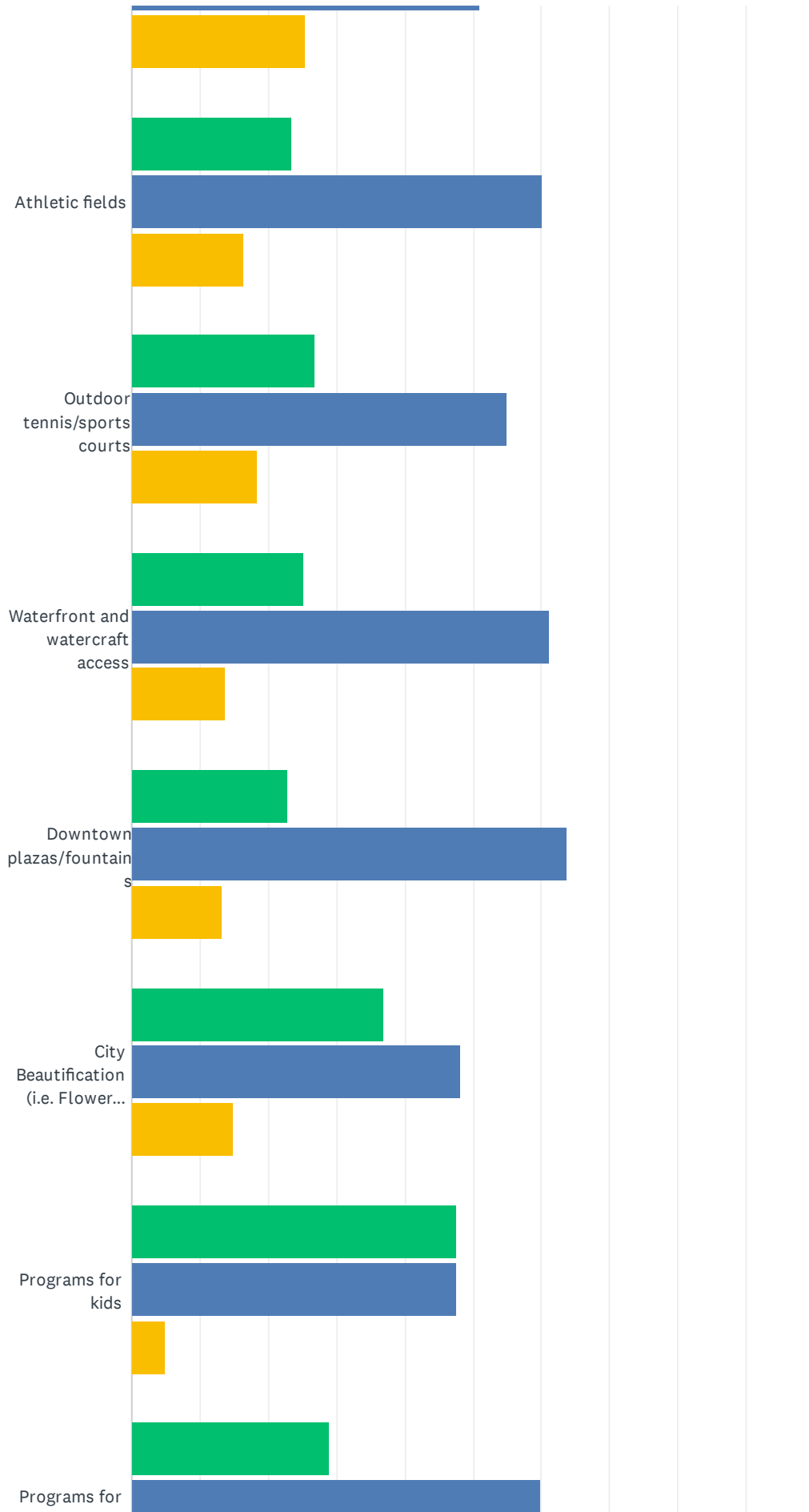


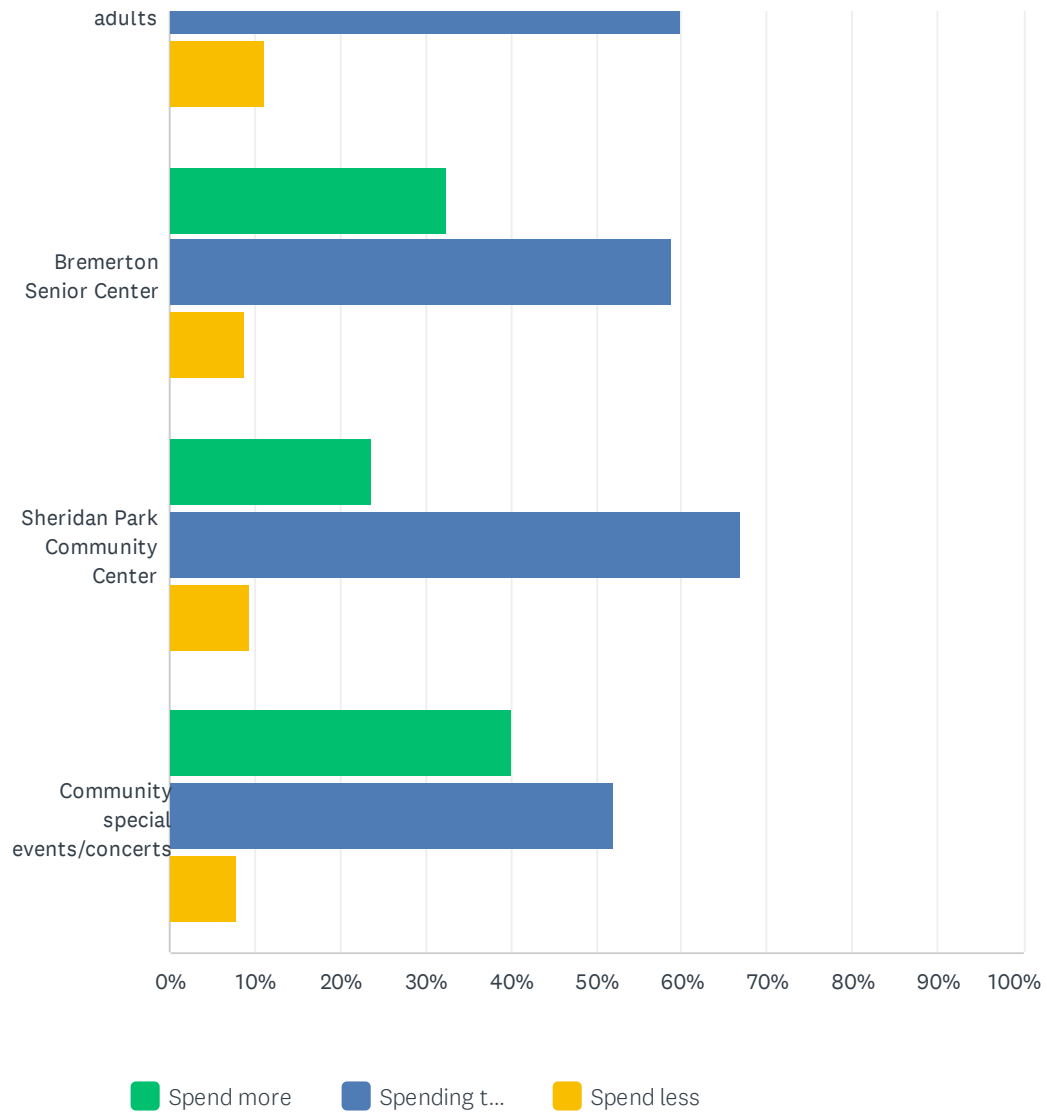
	VERY IMPORTANT	NOT IMPORTANT	TOTAL
Improving existing park facilities	81.43% 557	18.57% 127	684
Improving existing recreation facilities	66.97% 448	33.03% 221	669
Improving maintenance and cleanliness	79.16% 509	20.84% 134	643
Improving safety	78.65% 512	21.35% 139	651
Acquiring new park land and open space	58.69% 385	41.31% 271	656
Building new parks and recreation facilities	59.79% 400	40.21% 269	669
Improving recreation programs	61.93% 405	38.07% 249	654

**Q21 For each of the following types of parks and recreation facilities/programs, please indicate whether you think Bremerton Parks and Recreation should spend more, spend less, or is spending the right amount on that type of park facility/program.**

Answered: 722 Skipped: 178



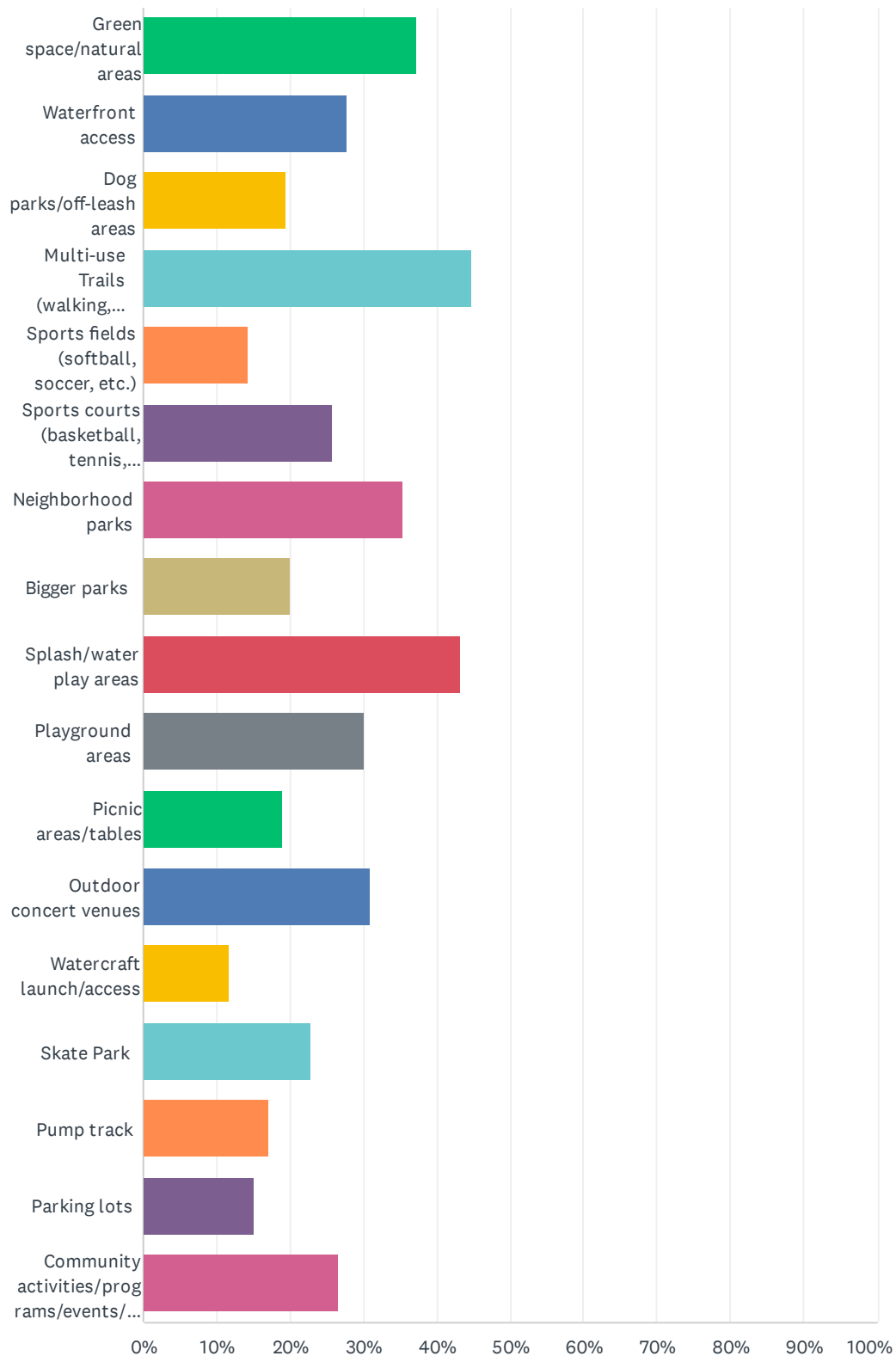




	<b>SPEND MORE</b>	<b>SPENDING THE SAME</b>	<b>SPEND LESS</b>	<b>TOTAL</b>
Small neighborhood or community parks (e.g. Blueberry Park, Evergreen Rotary Park, etc.)	45.34% 316	51.51% 359	3.16% 22	697
Natural areas/green spaces (e.g. Stephenson Canyon, Madrona Trails, etc.)	32.75% 226	56.81% 392	10.43% 72	690
Walking paths/trails (e.g. Walking path at Lions Park)	33.14% 231	59.68% 416	7.17% 50	697
Picnic areas or shelters	20.79% 142	69.25% 473	9.96% 68	683
Children's playgrounds	46.69% 317	49.63% 337	3.68% 25	679
Off-leash dog areas	23.50% 157	51.05% 341	25.45% 170	668
Athletic fields	23.48% 154	60.06% 394	16.46% 108	656
Outdoor tennis/sports courts	26.76% 182	55.00% 374	18.24% 124	680
Waterfront and watercraft access	25.19% 169	61.10% 410	13.71% 92	671
Downtown plazas/fountains	22.90% 155	63.81% 432	13.29% 90	677
City Beautification (i.e. Flower Program, Holiday Lighting, Public Art)	36.90% 252	48.17% 329	14.93% 102	683
Programs for kids	47.49% 321	47.63% 322	4.88% 33	676
Programs for adults	29.02% 195	59.97% 403	11.01% 74	672
Bremerton Senior Center	32.31% 221	58.92% 403	8.77% 60	684
Sheridan Park Community Center	23.57% 157	66.97% 446	9.46% 63	666
Community special events/concerts	40.03% 267	52.02% 347	7.95% 53	667

**Q22 Is there any type of park or recreational facility you would like to see more of in Bremerton? (Select all that apply)**

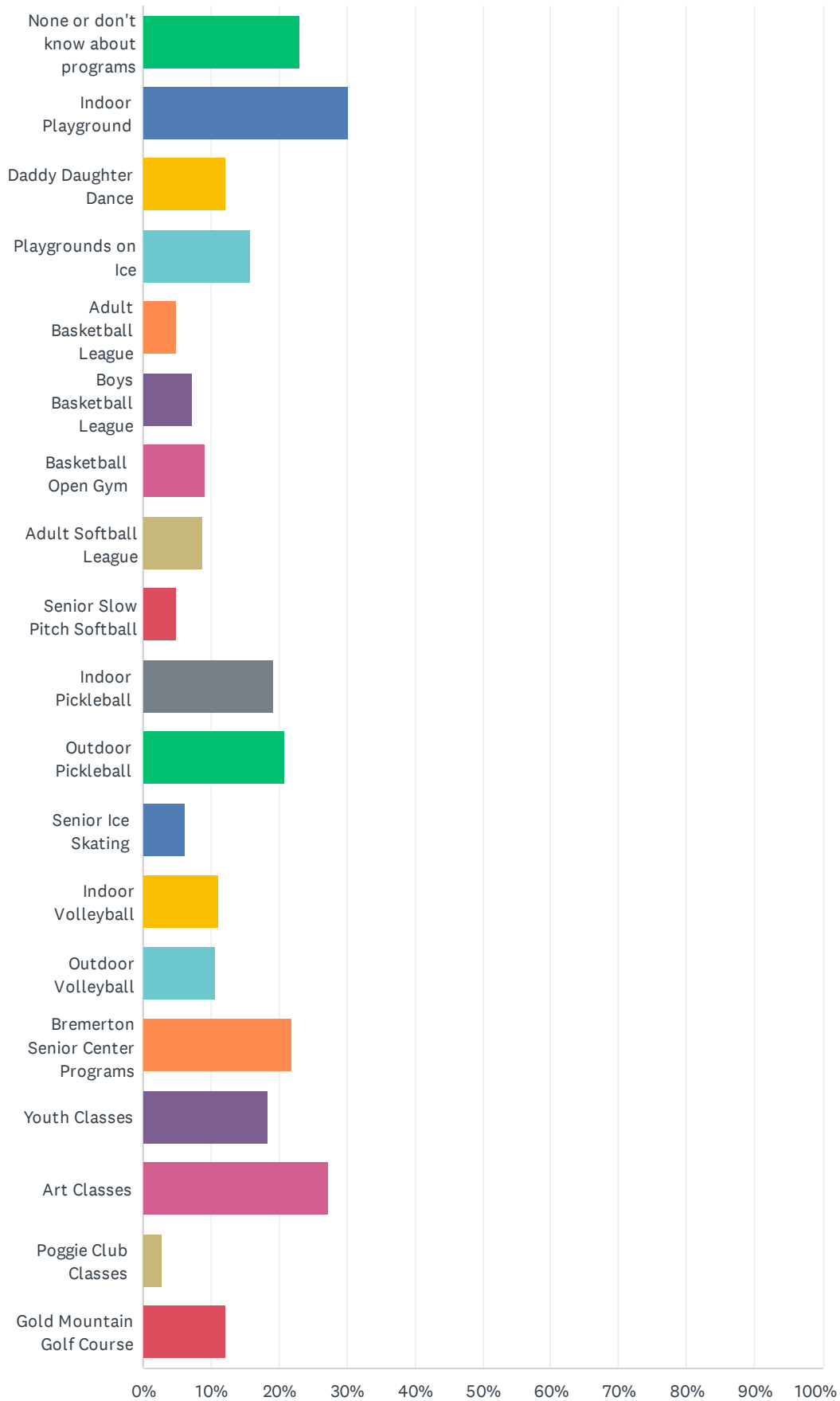
Answered: 677   Skipped: 223



ANSWER CHOICES	RESPONSES	
Green space/natural areas	37.37%	253
Waterfront access	27.77%	188
Dog parks/off-leash areas	19.50%	132
Multi-use Trails (walking, hiking, running, biking, etc.)	44.76%	303
Sports fields (softball, soccer, etc.)	14.33%	97
Sports courts (basketball, tennis, pickleball, etc.)	25.85%	175
Neighborhood parks	35.45%	240
Bigger parks	20.09%	136
Splash/water play areas	43.28%	293
Playground areas	29.99%	203
Picnic areas/tables	18.91%	128
Outdoor concert venues	31.02%	210
Watercraft launch/access	11.67%	79
Skate Park	22.90%	155
Pump track	16.99%	115
Parking lots	15.21%	103
Community activities/programs/events/classes	26.74%	181
Total Respondents: 677		

**Q23 Do you participate in (or are interested in participating in) the following  
Parks and Recreation programs? (Select all that apply)**

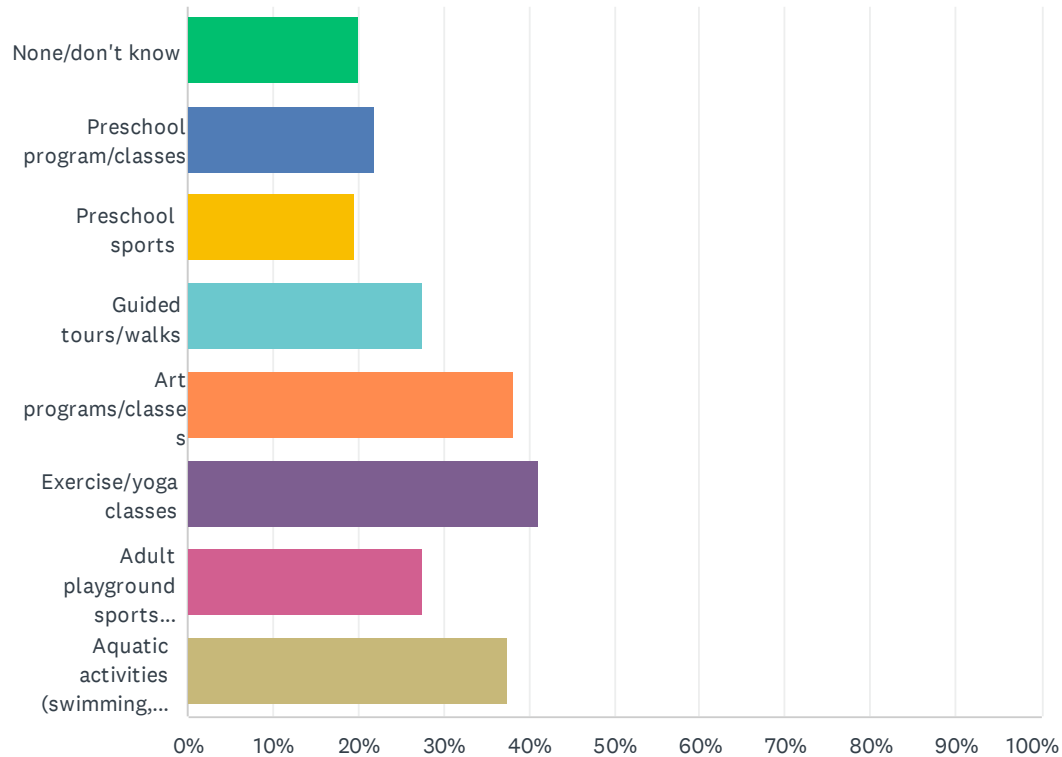
Answered: 662   Skipped: 238



ANSWER CHOICES	RESPONSES	
None or don't know about programs	22.96%	152
Indoor Playground	30.36%	201
Daddy Daughter Dance	12.08%	80
Playgrounds on Ice	15.71%	104
Adult Basketball League	4.98%	33
Boys Basketball League	7.25%	48
Basketball Open Gym	9.06%	60
Adult Softball League	8.76%	58
Senior Slow Pitch Softball	4.98%	33
Indoor Pickleball	19.18%	127
Outdoor Pickleball	21.00%	139
Senior Ice Skating	6.19%	41
Indoor Volleyball	11.18%	74
Outdoor Volleyball	10.73%	71
Bremerton Senior Center Programs	21.90%	145
Youth Classes	18.28%	121
Art Classes	27.34%	181
Poggie Club Classes	2.87%	19
Gold Mountain Golf Course	12.08%	80
Total Respondents: 662		

## Q24 If offered, which of these recreational programs would you or your family be interested in participating in? (Select all that apply)

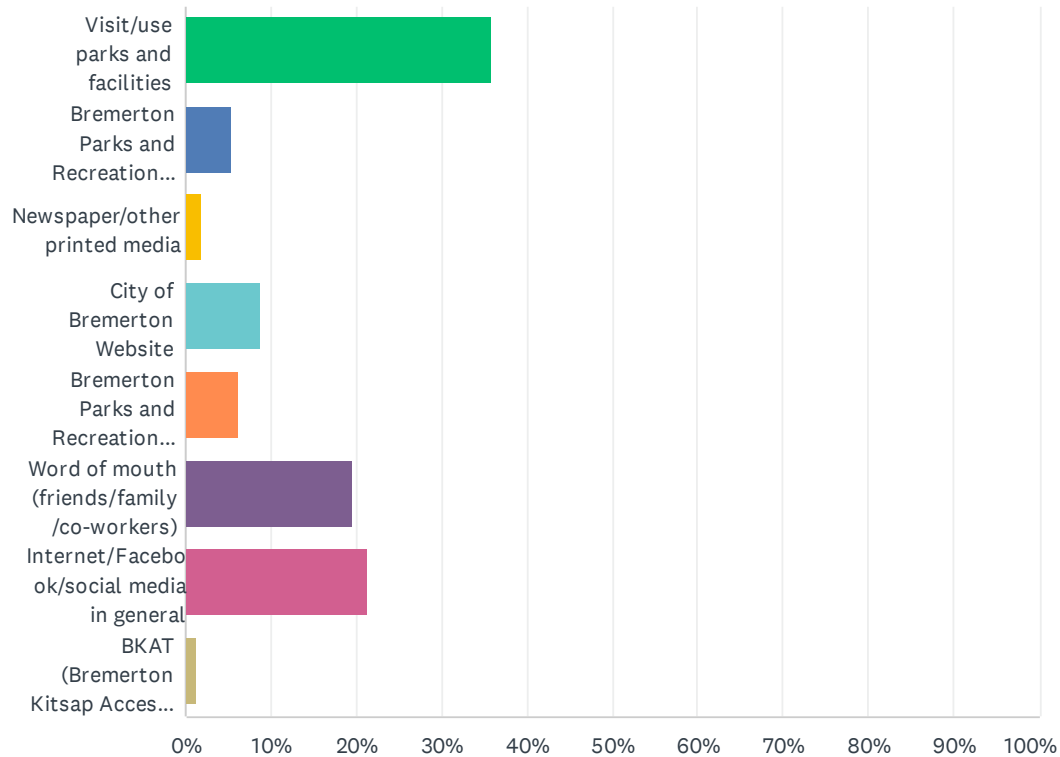
Answered: 649 Skipped: 251



ANSWER CHOICES	RESPONSES	
None/don't know	20.03%	130
Preschool program/classes	21.88%	142
Preschool sports	19.57%	127
Guided tours/walks	27.43%	178
Art programs/classes	38.21%	248
Exercise/yoga classes	41.14%	267
Adult playground sports (kickball, tag, dodgeball, etc.)	27.58%	179
Aquatic activities (swimming, lessons, aerobics)	37.60%	244
Total Respondents: 649		

## Q25 What is your primary source of information about Bremerton Parks and Recreation programs, activities and facilities?

Answered: 669 Skipped: 231



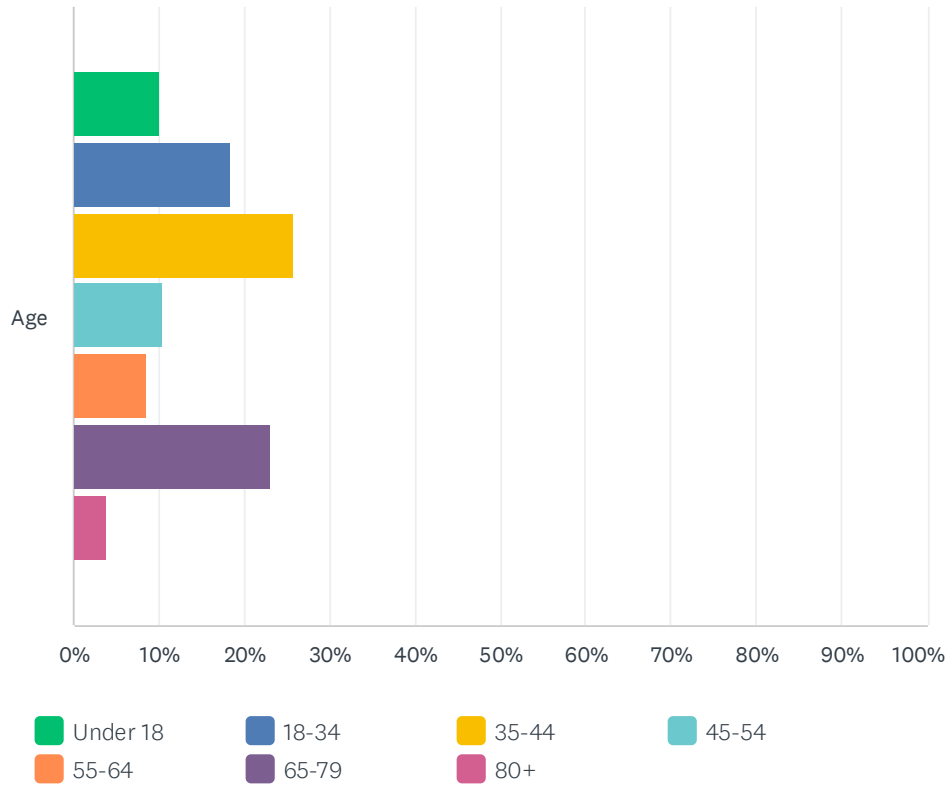
ANSWER CHOICES	RESPONSES	
Visit/use parks and facilities	35.72%	239
Bremerton Parks and Recreation Quarterly Activity Guide	5.23%	35
Newspaper/other printed media	1.94%	13
City of Bremerton Website	8.67%	58
Bremerton Parks and Recreation Facebook Page	6.28%	42
Word of mouth (friends/family/co-workers)	19.58%	131
Internet/Facebook/social media in general	21.38%	143
BKAT (Bremerton Kitsap Access Television)	1.20%	8
TOTAL		669

**Q26 What more can you tell us that will help us create a Parks & Recreation system that best satisfies the needs of our population?**

Answered: 311   Skipped: 589

## Q27 Household Demographics (age)

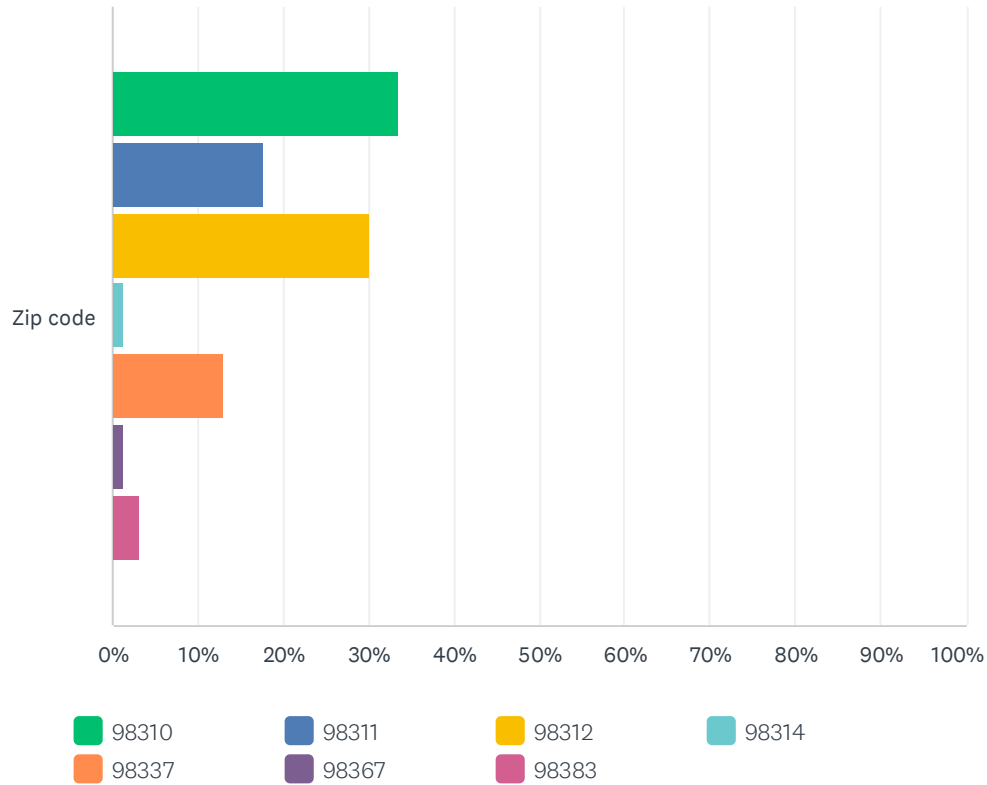
Answered: 722 Skipped: 178



	UNDER 18	18-34	35-44	45-54	55-64	65-79	80+	TOTAL
Age	10.11%	18.28%	25.90%	10.39%	8.59%	22.99%	3.74%	
	73	132	187	75	62	166	27	722

## Q28 Household Demographics (zip code)

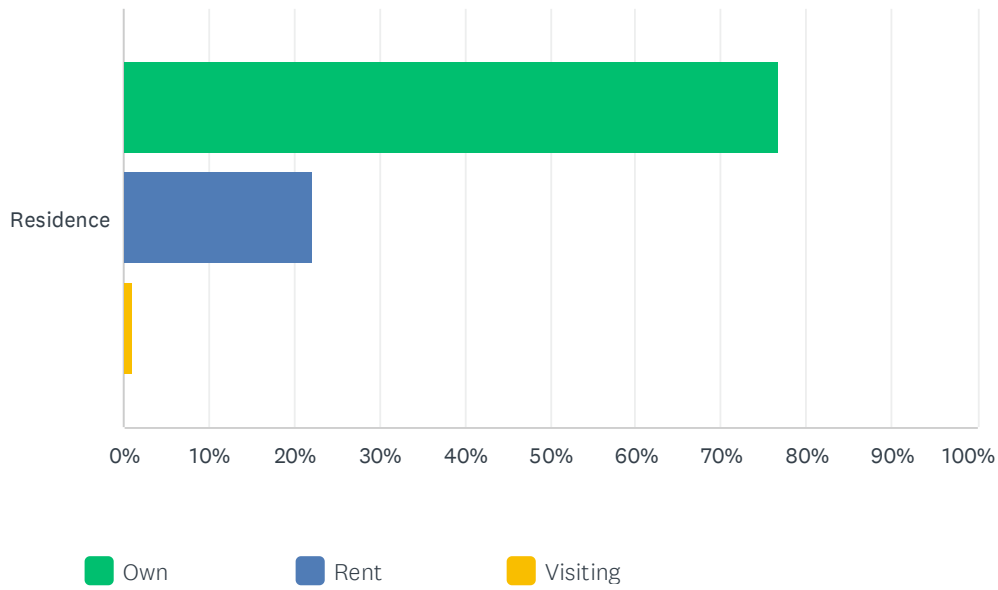
Answered: 650 Skipped: 250



	98310	98311	98312	98314	98337	98367	98383	TOTAL
Zip code	33.54% 218	17.69% 115	30.15% 196	1.23% 8	12.92% 84	1.23% 8	3.23% 21	650

## Q29 Household Demographics (Residence?)

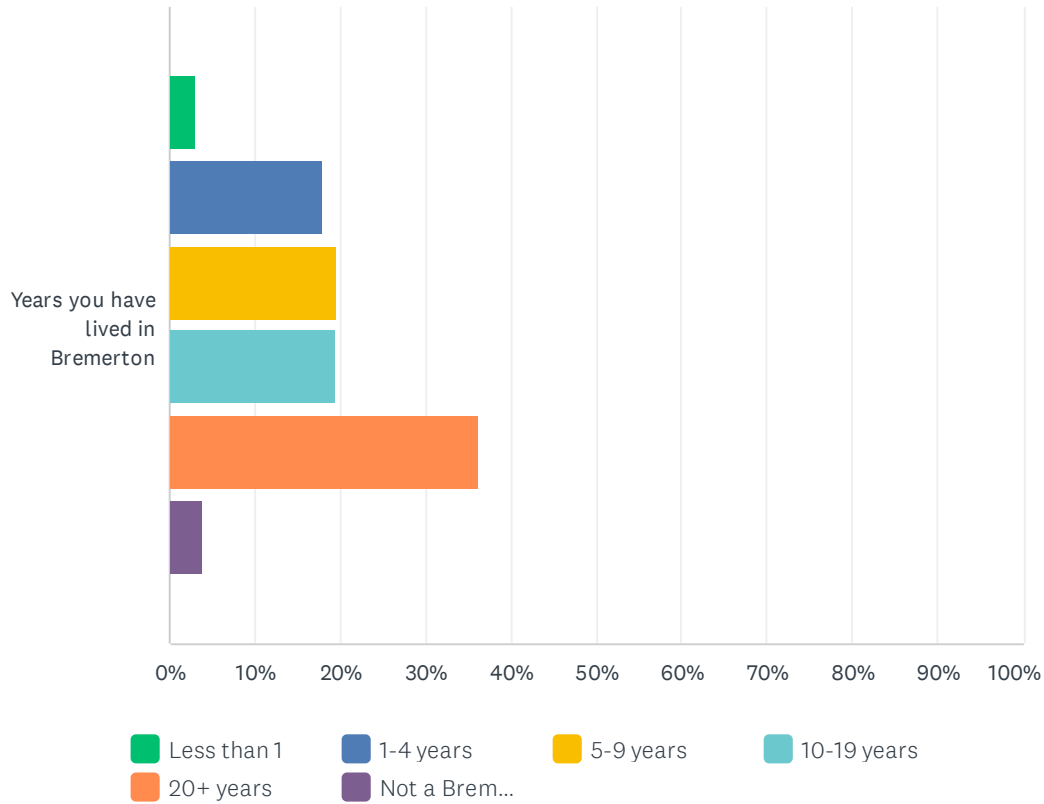
Answered: 687 Skipped: 213



	OWN	RENT	VISITING	TOTAL	WEIGHTED AVERAGE
Residence	76.71% 527	22.27% 153	1.02% 7	687	1.24

## Q30 Household Demographics (years in Bremerton)

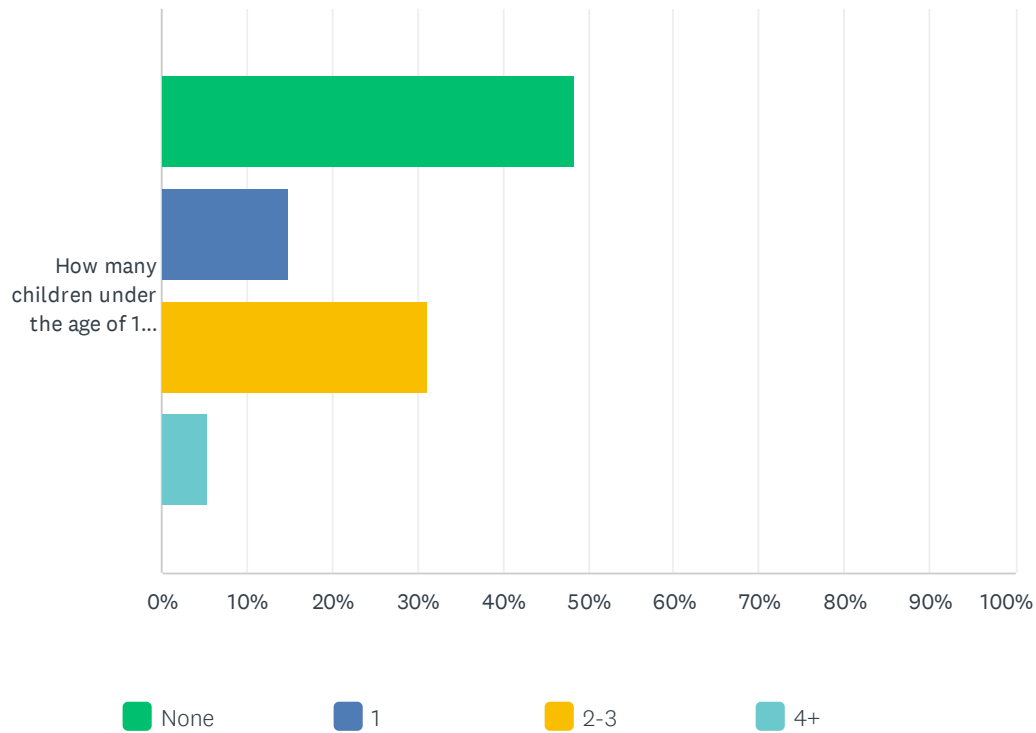
Answered: 702 Skipped: 198



	LESS THAN 1	1-4 YEARS	5-9 YEARS	10-19 YEARS	20+ YEARS	NOT A BREMERTON RESIDENT	TOTAL
Years you have lived in Bremerton	2.99% 21	17.81% 125	19.66% 138	19.37% 136	36.32% 255	3.85% 27	702

## Q31 Household Demographics (children)

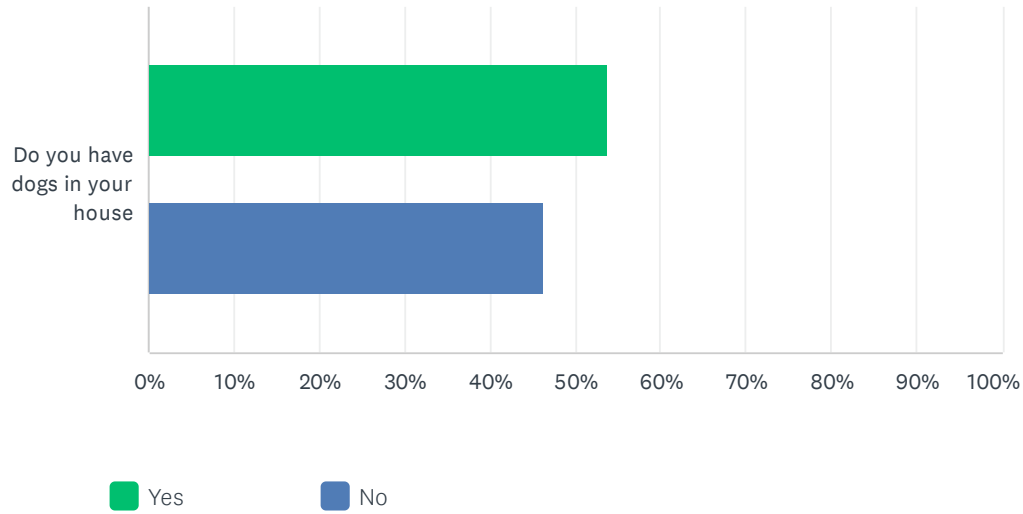
Answered: 699 Skipped: 201



	NONE	1	2-3	4+	TOTAL
How many children under the age of 18 currently live in your household	48.50% 339	14.88% 104	31.19% 218	5.44% 38	699

## Q32 Household Demographics (dogs)

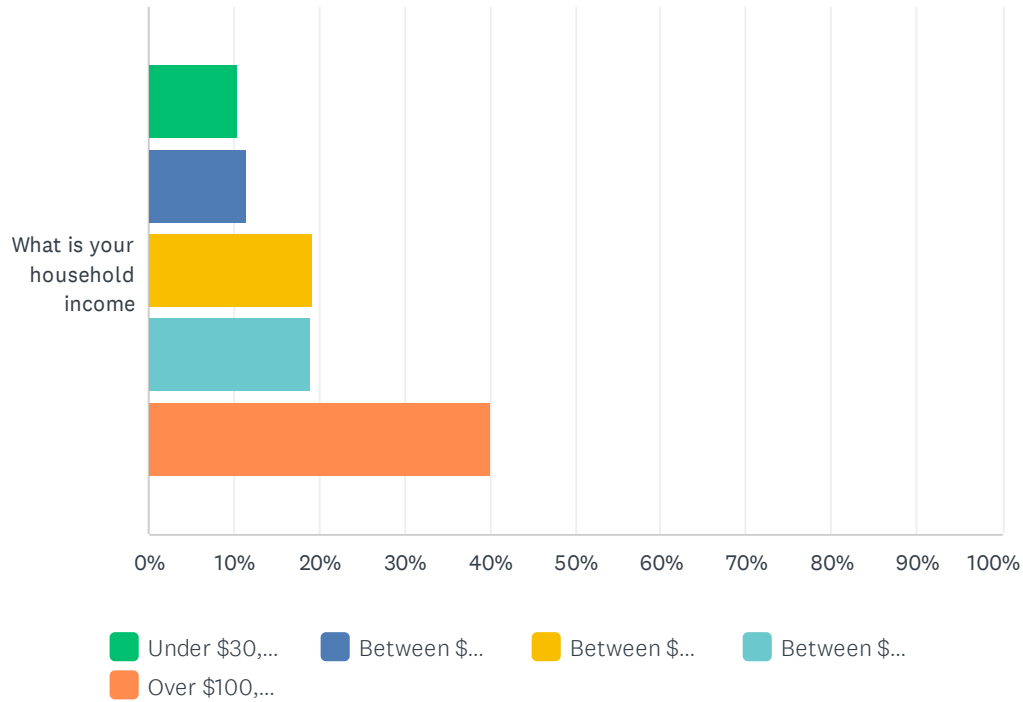
Answered: 699 Skipped: 201



	YES	NO	TOTAL
Do you have dogs in your house	53.65% 375	46.35% 324	699

## Q33 Household Demographics (income)

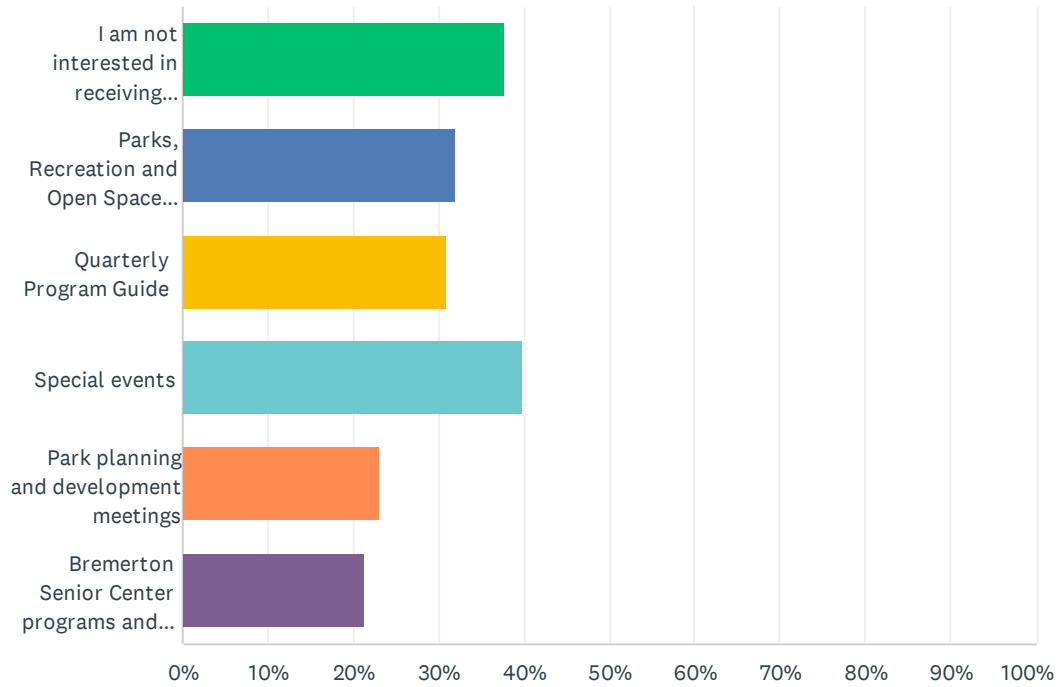
Answered: 646 Skipped: 254



	UNDER \$30,000	BETWEEN \$30,000 AND \$49,999	BETWEEN \$50,000 AND \$74,999	BETWEEN \$75,000 AND \$99,999	OVER \$100,000	TOTAL
What is your household income	10.37% 67	11.46% 74	19.20% 124	18.89% 122	40.09% 259	646

## Q34 In what areas would you like to be placed on a mailing list to receive future correspondence from Bremerton Parks and Recreation?

Answered: 603 Skipped: 297



ANSWER CHOICES	RESPONSES	
I am not interested in receiving direct messages from the department at this time	37.81%	228
Parks, Recreation and Open Space (PROS) Master Plan related meetings	32.01%	193
Quarterly Program Guide	31.01%	187
Special events	39.97%	241
Park planning and development meetings	23.05%	139
Bremerton Senior Center programs and activities	21.23%	128
Total Respondents: 603		

## Q35 Please provide your email address to receive future correspondence from the Bremerton Parks and Recreation Department

Answered: 330   Skipped: 570