

**PARKS & RECREATION COMMISSION**  
**AGENDA**  
**Tuesday, May 27, 2025**  
**5:30 PM – 7:00 PM**

*The regular monthly meeting of the Bremerton Parks & Recreation Commission will be a hybrid meeting held in person with options to participate remotely via Zoom.*

**IN-PERSON:** Sheridan Park Community Center, 680 Lebo Blvd., Bremerton

**REMOTE OPTION VIA ZOOM:** *follow the link below:*

Join from PC, Mac, iPad, or Android:

[https://bremertonwa-  
gov.zoom.us/j/87406523514?pwd=H30zbiQebqMYUphpsTJFK2cwZwJAdq.1](https://bremertonwa.gov.zoom.us/j/87406523514?pwd=H30zbiQebqMYUphpsTJFK2cwZwJAdq.1)  
Passcode:061514

One tap mobile

+12532050468,,87406523514# US

+12532158782,,87406523514# US (Tacoma)

Find your local number: <https://us02web.zoom.us/j/kjU9X3u9h>

**AGENDA**

- I. Call to Order
- II. Approval of Minutes from the April 22nd, 2025 Meeting
- III. Approval of Agenda
- IV. Public Comment
- V. Staff Reports & Updates
  1. Highlights & Hurdles Video
  2. Haddon Park Renovation – Colette Berna/Brian Hauschel
  3. Kitsap Lake Park Renovation – Colette Berna/Brian Hauschel
- VI. New Business
  1. PROS Plan Inventory Review - Plazas/Greenways/Facilities/Streetscapes – Tim Barker
  2. PROS Plan Survey Results – Tim Barker
- VII. Commissioners' Comments
- VIII. Adjournment

# **BREMERTON PARKS & RECREATION COMMISSION**

## **REGULAR BUSINESS MEETING**

Minutes of April 22nd, 2025

Hybrid Meeting: In person at Sheridan Park Community Center with the option to “zoom in.”

**Commissioner’s Present:** Ben Burnette, Jim McDonald, Katherine Weigel, Greg Dawson, Amy Waterman (remote)

**Staff Present:** Tim Barker, Director of Parks & Recreation  
Brian Hauschel, Parks Operation Manager  
Colette Berna, Parks Preservation & Development Manager

**I. Meeting Called to Order** at 5:30 p.m. by Chair Burnette.

**II. Approval of the March 25th, 2025 Meeting Minutes.** Burnette/Dawson (M/S/U).

**III. Approval of Agenda.** Dawson/Burnette (M/S/U).

**IV. Public Comment:** N/A

**V. Staff Reports & Updates:**

- 1. Haddon Park Renovation – Colette Berna** shared the progress of Haddon Park, which included a playground community-build day on Saturday, April 19<sup>th</sup> which had a total of 25 volunteers. Parks Crew will complete the playground next week, and then playground chips can be blown-in or hauled depending on the remaining budget. The contractor is completing items now that the restroom is installed, and staff are working with an irrigation contractor to complete their work and PSE to complete the drop-down service. Shade trees are being selected and will be planted next month along with new park signage and an interpretive sign illustrating the history of the site is being developed. The park is expected to be open by the end of June and a ribbon cutting ceremony will be held this summer.
- 2. Kitsap Lake Park Renovation – Colette Berna** shared Kitsap Lake Park's progress, including striping the parking lot. Once this is done, the lower section of the park will be open for boating and fishing. The upland will still need to be irrigated, and playground selection will occur later this year. The playground will be funded by a 311k Department of Commerce grant which was approved, and we are expecting to receive this summer.
- 3. Recognition of Bremerton Parks Foundation for Donations– Tim Barker** shared that the Bremerton Parks Foundation devoted funds for both current park renovations (Haddon Park and Kitsap Lake Park) totaling \$16,500.

**VI. New Business:**

- 1. PROS Plan Survey Update – Director Barker** shared that nearly 800 responses have been received so far, which started on February 12th. We have partnered with the Bremerton School District, Kiwanis Club, Lions Club, City Council, Senior Center, West Sound Pickleball Club, BKAT and many others to promote the survey. The survey will be live until April 30<sup>th</sup>.

2. **PROS Plan Review & Neighborhood/Pocket Park/Plazas/Greenways Inventory – Tim Barker** shared Inventory pages for Neighborhood/Pocket Parks/Plazas/Greenways from the previous PROS Plan and updated edits for Commissioners to review and comment. Staff conduct weekly site visits to update inventories, maintenance concerns, and improvement recommendations. The review for May will include Natural Areas, Plazas, Streetscapes, Greenways, Trails, Recreation, and Special Use Facilities.

**VII. Commissioner’s Comments:**

**Commissioner MacDonald** noted it’s Earth Day, sharing Emerson quote, “We do not inherit the earth from our ancestors; we borrow it from our children.”

**IX. Adjournment: Chair Burnette** adjourned the meeting at 7:14 p.m.

## Kitsap Lake Wetlands



A 40-acre partially forested wetland located at the head of Kitsap Lake adjacent to Kitsap Lake Park. The wetland offers potential for education and interpretive features, including a boardwalk and wildlife viewing blinds.

### Inventory

- Freshwater lake shoreline
- Wildlife viewing opportunities: waterfowl

### Management Issues

- Wetland evaluation needed to develop sound management recommendations
- Illegal dumping



### Improvement Recommendations

- Eliminate pull-off to discourage dumping
- Consider elevated trail/boardwalk from Kitsap Lake Park around south end of lake
- Consider environmental and interpretive signage, including a park kiosk or viewing blinds



## Stephenson Canyon

A forested 28.5-acre nature area acquired from the Federal Government in 1967. At one time a portion of this property contained housing for shipyard personnel; the remainder consists of a steep canyon with a year-round stream at its base. Today a portion of the uplands is home to the city's two green houses and materials storage, while the balance of the property is undeveloped except for nature trails and a basketball hoop at the end of Morrison Court.

### Inventory

- Forested ravine with year-round stream
- City greenhouses/materials storage
- Basketball hoop

### Management Issues

- Illegal dumping
- Invasive vegetation
- Increased transient activity and encampments

- Trails narrow over time

### Improvement Recommendations

- Increase maintenance presence
- Widen trails
- Consider long-term relocation of greenhouses and storage yard
- Examine potential for an off-leash area in the previously disturbed upland portion of the site currently used for materials storage
- Develop partnerships to assist in managing invasive vegetation, trail building and removal of dumped garbage

*"Stephenson Canyon is beautiful, and very little known in my experience. I would love more parks like it."*  
— Park Survey Comment, 2013



# DRAFT UPDATE

## Kitsap Lake Wetlands



A 40-acre partially forested wetland located at the head of Kitsap Lake adjacent to Kitsap Lake Park. The wetland offers potential for education and interpretive features, including a boardwalk and wildlife viewing blinds.

### Inventory:

- Freshwater lake shoreline
- Wildlife viewing opportunities: waterfowl

### Management Concerns:

- Wetland evaluation needed to develop sound management recommendations
- Illegal dumping



### Improvement Recommendations:

- Eliminate pull-off to discourage dumping
- Consider elevated trail/boardwalk from Kitsap Lake Park around south end of lake
- Consider environmental and interpretive signage, including a park kiosk or viewing blinds



## Stephenson Canyon

A forested 28.5-acre nature area acquired from the Federal Government in 1967. At one time a portion of this property contained housing for shipyard personnel; the remainder consists of a steep canyon with a year-round stream at its base. Today a portion of the uplands is home to the city's two green houses and materials storage, while the balance of the property is undeveloped except for nature trails and a basketball hoop at the end of Morrison Court.

### Inventory:

- Forested ravine with year-round stream
- City greenhouses
- Basketball hoop (1995)


### Management Concerns:

- Illegal dumping
- Invasive vegetation
- Increased transient activity and encampments

- Trails narrow over time

### Improvement Recommendations:

- Increase maintenance presence
- Widen trails
- Examine potential for an off-leash area in the former cul-de-sac area
- Develop partnerships to assist in managing invasive vegetation, trail building (and potential re-routing) and removal of dumped garbage
- Consider surplus of McKenzie Court but maintain easement for trail access



## Kitsap Conference Center Plaza

A 1.4-acre plaza centered between restaurants, a hotel, and the conference center.

### Inventory

- Fountains
- Tables and chairs
- Water view
- Landscaping

### Management Issues

- Funding to maintain fountains as they age
- Identify areas of responsibility between city and private vendors
- Maintenance of plaza hardscape (due to vendors, bird waste, etc.)
- Instability of brick pavers require repair
- Replacement of diseased trees in planters
- Moveable furniture

### Improvement Recommendations

- Replace diseased trees with suitable container trees
- Install appropriate plant material in empty bedding areas
- Update fountain controls



## 4th Street/Park Avenue Streetscape

Two and a half blocks of landscaped right-of-way downtown that includes two blocks on 4th Street, from Washington Avenue to Park Avenue, and continues a short block on Pacific Avenue, between 4th Street and Burwell Street. The city is currently working to transform the streetscape on 4th Street between Pacific and Washington into an open-air hub for special events called "Quincy Square."

### Inventory

- Irrigated planters, flower baskets and street trees
- Benches and tables
- Clock

### Management Issues

- Trash maintenance
- Tree and planter maintenance

### Improvement Recommendations

- Replace existing pear trees
- Convert select roadside planters into hardscape



"Until paths in Bramerton into a comprehensive system with signage showing distances between points. Encourage citizens to get healthy and keep more eyes on the street."

— Park Survey Comment, 2013

## Kitsap Conference Center Plaza

A 1.4-acre plaza centered between restaurants, a hotel, and the conference center.

### Inventory

- Fountains
- Tables and chairs (19)
- Landscaping

### Management Concerns

- Fountains aging and not working as designed (music, jets, sensors, etc.)
- Funding to maintain fountains as they age
- Identify areas of responsibility between city and private vendors
- Maintenance of plaza hardscape (due to vendors, bird waste, etc.)
- Instability of brick pavers require repair
- Diseased trees in planters; tree and planter maintenance
- Moveable furniture

### Improvement Recommendations

- Replace diseased trees with suitable container trees
- Install appropriate plant material in empty bedding areas
- Update fountain controls
- Consider sun shades
- Develop partnership with businesses to help with maintenance



# DRAFT UPDATE

## 4th Street/Park Avenue Streetscape

Two and a half blocks of landscaped right-of-way downtown that includes two blocks on 4th Street, from Washington Avenue to Park Avenue, and continues a short block on Pacific Avenue, between 4th Street and Burwell Street. The city is currently working to transform the streetscape on 4th Street between Pacific and Washington into an open-air hub for special events called "Quincy Square."

### Inventory

- Irrigated planters, flower baskets and street trees
- Benches and tables
- Clock

### Management Concerns

- Inability to maintain streetscape with current workforce and priorities
- Trash maintenance
- Tree and planter maintenance

### Improvement Recommendations

- Convert select roadside planters into hardscape
- Develop partnerships with adjoining businesses to help with maintenance



# 2020 PROS

## 11th and Pacific

A 0.1 acre landscaped parcel on 11th and Pacific.

### Inventory

- "Constellations" Sculpture

### Management Issues

- Pruning, irrigation, and weed control

### Improvement Recommendations

- None



## Bremerton Gateway

An 8-acre open space at Bremerton's southern city limits. Site is developed and maintained as linear greenspace with intermittent lawn areas.

### Inventory

- Irrigated lawn area
- Trees and shrubbery

### Management Issues

- High-maintenance landscape design requires mowing, weeding and frequent litter control
- Safety of workers: Traffic control required for ordinary maintenance of median
- Maple tree roots encroaching and disrupting irrigation systems
- Tree replacement when hit by cars



### Improvement Recommendations

- Modify center median landscape treatment to reduce ongoing maintenance
- Choose appropriate tree species for location
- Crown elevate all trees for sight distance and general clearance

## Burwell Streetscape

Two blocks of landscaped right-of-way downtown from Washington Avenue to Park Avenue.

### Inventory

- Planters and street trees

### Management Issues

- Street trees ("Crimson Sentry" Norway maple) susceptible to powdery mildew
- Replenish bark in tree pits
- Pruning, irrigation and weed control



### Improvement Recommendations

- Consider installing tree grates

## Clare Avenue Cutoff

A 0.29 acre portion of right-of-way on northeast end of Warren Avenue Bridge.

### Inventory

- Landscaped and irrigated right-of-way property

### Management Issues

- None

### Improvement Recommendations

- Remove planter and replace with lawn in southeast corner



Chapter 2: Inventory - Streetscapes & Greenways

Chapter 2: Inventory - Streetscapes & Greenways

# DRAFT UPDATE

## 11th and Pacific

A 0.1 acre landscaped parcel on 11th and Pacific.

### Inventory

- "Constellations" Sculpture
- Irrigation

### Management Concerns

- Inability to maintain streetscape with current workforce and priorities
- Pruning and weed control require high level of maintenance

### Improvement Recommendations

- Modify landscape (increase lawn area) to reduce maintenance



## Bremerton Gateway

An 8-acre open space at Bremerton's southern city limits. Site is developed and maintained as linear greenspace with intermittent lawn areas.

### Inventory

- Irrigated lawn area
- Trees and shrubbery
- Proposed Bremerton Memorial Park in partnership with Navy League

### Management Concerns

- Inability to maintain streetscape with current workforce and priorities
- High-maintenance landscape design requires mowing, weeding and frequent litter control
- Safety of workers: Traffic control required for ordinary maintenance
- Maple tree roots encroaching and disrupting irrigation systems



### Improvement Recommendations

- Choose appropriate tree species for location
- Continue to crown elevate all trees for sight distance and general clearance

## Burwell Streetscape

Two blocks of landscaped right-of-way downtown from Washington Avenue to Park Avenue.

### Inventory

- Planters and street trees

### Management Concerns

- Inability to maintain streetscape with current workforce and priorities
- Street trees ("Crimson Sentry" Norway maple) susceptible to powdery mildew
- Replenish bark in tree pits
- Pruning, irrigation and weed control



### Improvement Recommendations

- Consider installing tree grates

## Clare Avenue Cutoff

A 0.29 acre portion of right-of-way on northeast end of Warren Avenue Bridge.

### Inventory

- Landscaped and irrigated right-of-way property

### Management Concerns

- Inability to maintain streetscape with current workforce and priorities

### Improvement Recommendations

- None



Chapter 2: Inventory - Streetscapes & Greenways

Chapter 2: Inventory - Streetscapes & Greenways

## 2020 PROS

### Hal's Corner

A 0.25 acre portion of right-of-way in honor of Hal Fischler, founding father of the Navy League in Bremerton, located at the north end of the Warren Avenue Bridge.

#### Inventory

- Two sets of ship's guns from the USS West Virginia
- Anchor from USS Bremerton

#### Management Issues

- Existing irrigation is inadequate
- Frequent shrub pruning
- Trash maintenance
- Maintenance of artifacts

#### Improvement Recommendations

- Design and install new irrigation system
- Eliminate perimeter shrubs
- Partner with Navy/volunteer group to maintain artifacts



### Pacific Avenue Streetscape

Thirteen blocks of landscaped right-of-way from 1st Street to Sheldon Street.

#### Inventory

- Irrigated planters and street trees
- Flower baskets

#### Management Issues

- Litter control
- Watering/fertilizing flower baskets is time consuming
- Flower baskets are difficult to access with water truck due to traffic circulation
- Frequent pruning of street trees
- Art vandalism

#### Improvement Recommendations

- Remove all unused freestanding pots
- Clearance prune trees for signs and traffic signal sight line



Chapter 2: Inventory - Streetscapes & Greenways

Chapter 2: Inventory - Streetscapes & Greenways

### Hal's Corner

A 0.25 acre portion of right-of-way in honor of Hal Fischler, founding father of the Navy League in Bremerton, located at the north end of the Warren Avenue Bridge.

#### Inventory

- Two sets of ship's guns from the USS West Virginia
- Anchor from USS Bremerton
- Bench
- Flagpole

#### Management Concerns

- Inability to maintain streetscape with current workforce and priorities
- Existing irrigation is inadequate
- Frequent shrub pruning
- Trash maintenance
- Maintenance of artifacts

#### Improvement Recommendations

- Design and install new irrigation system
- Eliminate perimeter shrubs
- Partner with Navy/volunteer group to maintain artifacts



## DRAFT UPDATE

### Pacific Avenue Streetscape

Thirteen blocks of landscaped right-of-way from 1st Street to Sheldon Street.

#### Inventory

- Irrigated planters and street trees
- Flower baskets
- Stormwater bulb-outs
- Outlets in tree wells

#### Management Concerns

- Inability to maintain streetscape with current workforce and priorities
- Litter control
- Watering/fertilizing flower baskets is time consuming
- Flower baskets are difficult to access with water truck due to traffic circulation
- Frequent pruning of street trees
- Art vandalism
- Broken outlets due to vandalism

#### Improvement Recommendations

- Prune trees for signs and traffic signal sight lines
- Consider partnering with Downtown Business Association for funding and management
- Fund maintenance of stormwater bulb-outs with Stormwater Utility Fund
- Evaluate future need of outlets



### Trenton Triangle

Waterfront overlook (0.17 acre) above Bachmann Park.

#### Inventory

- Benches (2)
- Table (1)
- Irrigation

#### Management Concerns:

- Inability to maintain streetscape with current workforce and priorities

#### Improvement Recommendations:

- None



Chapter 2: Inventory - Streetscapes & Greenways

Chapter 2: Inventory - Streetscapes & Greenways

## Washington Avenue Streetscape

Four blocks of landscaped right-of-way downtown from 2nd Street to 6th Street.

### Inventory


- Street trees and flower baskets

### Management Issues

- Litter control
- Sidewalk cleaning
- Watering/fertilizing flower baskets is time consuming
- Flower baskets are difficult to access with water truck due to traffic circulation

### Improvement Recommendations

- Remove and replant suitable street trees on west side of street



Inventory - Streetscapes & Greenways

## Washington Avenue Streetscape

Four blocks of landscaped right-of-way downtown from 2nd Street to 6th Street.

### Inventory


- Street trees and flower baskets
- Planters
- Outlets in tree walls

### Management Concerns

- Inability to maintain streetscape with current workforce and priorities
- Litter control
- Sidewalk cleaning
- Watering/fertilizing flower baskets is time consuming
- Flower baskets are difficult to access with water truck due to traffic circulation

### Improvement Recommendations

- Remove and replant suitable street trees on west side of street
- Consider partnering with Downtown Business Association for funding and management



## 2020 PROS

## Sheridan Park Community Center



Sheridan Park Community Center is located at 680 Lebo Boulevard and is operated by the Bremerton Parks & Recreation Department. The 33,000-square-foot building was constructed by the US Navy in 1943 and remains a valuable city asset owing to its large wood floored gymnasium and community meeting rooms. The center is used for athletic, art, and cultural events as well as other city programs, and contains meeting rooms that are rented to community groups on a regular basis. The building also contains the Parks' administrative offices, and indoor work space for the Parks' maintenance crew is located in the basement level. The facility is in need of considerable renovation for energy efficiency, ADA compliance and user comfort.

### Inventory

- Gymnasium and stage

### Management Issues

- Budget constrains staffing for weekend operation

### Improvement Recommendations

- Upgrade HVAC system for user comfort and energy efficiency
- Renovate restrooms including new fixtures, plumbing, ADA access
- Replace single pane windows
- Replace flooring materials
- Improve ADA access
- Overlay parking lot
- Develop interior signage plan
- Replace doors
- Install wireless internet access to activity areas/meeting rooms
- Renovate kitchen
- Bring electrical system to current building code
- Paint interior
- Roof replacement
- Repair foundation leaks
- Building structural improvements
- Lighting upgrades

Chapter 2: Inventory - Recreation & Special-Use Facilities

## DRAFT UPDATE

## Sheridan Park Community Center



Sheridan Park Community Center is located at 680 Lebo Boulevard and is operated by the Bremerton Parks & Recreation Department. The 33,000-square-foot building was constructed by the US Navy in 1943 and remains a valuable city asset owing to its large wood floored gymnasium and community meeting rooms. The center is used for athletic, art, and cultural events as well as other city programs, and contains meeting rooms that are rented to community groups on a regular basis. The building also contains the Parks' administrative offices, and indoor work space for the Parks' maintenance crew is located in the basement level. The facility is in need of considerable renovation for energy efficiency, ADA compliance and user comfort.

### Inventory

- Gymnasium and stage
- Meeting rooms
- Parks and Recreation Offices
- Parks maintenance work area
- Off-street parking
- Kitchen
- Basement storage

### Management Concerns

- Deferred organization of basement storage
- Ability to bring in rentals due to

outdated facility, lack of HVAC and poor wifi

### Improvement Recommendations

- Upgrade lighting (exterior and interior)
- Improve wifi to activity areas/meeting rooms
- Replace exterior building doors
- Install court mats underneath hoops
- Improve ADA access (including parking)
- Develop interior signage plan
- Additional fans for gym
- Upgrade HVAC system for user comfort and energy efficiency
- Renovate restrooms including new fixtures, plumbing, ADA access
- Replace single pane windows
- Replace flooring materials
- Overlay parking lot
- Renovate kitchen
- Bring electrical system to current building code
- Paint (exterior and interior)
- Roof replacement
- Repair foundation leaks
- Building structural improvements
- Update mural
- Remove exterior storage
- Consider long-term viability of building

Chapter 2:

Chapter 2: Inventory - Recreation & Special-Use Facilities

# 2020 PROS

## Bremerton Senior Center

The Bremerton Senior Center is owned and operated by the City of Bremerton Parks & Recreation Department. It is located in East Bremerton's Manette Community at the corner of 13th Street and Nipsic Avenue. The center provides recreational programs for the local population age 55 and better. Programs include fitness, wellness and dance classes, arts and crafts, billiards, cards, trips, treks, sports, specialty classes, socials, and more.

### Improvement Recommendations

- Resolve ADA access issues
- Replace roof
- Evaluate feasibility of replacement facility to serve increased need



### Inventory

- Large activity room and stage
- Dance room
- Billiard room
- Kitchen
- Computer room
- Small meeting rooms
- Staff offices

### Management Issues

- Staffing level prevents expansion of operating hours
- Volunteer cadre needs additional training supervision
- Center is small for simultaneous activities to take place
- Inadequate parking
- Long-term viability of facility to serve community



## Glenn Jarstad Aquatic Center

The Glenn Jarstad Aquatic Center is owned by the City of Bremerton Parks & Recreation Department and operated through a concession and management agreement by the Pierce and Kitsap Counties YMCA. Bremerton residents who are not YMCA members may take advantage of one free pass each quarter to the YMCA and pool. The aquatic center is located in East Park, adjacent to the Bremerton YMCA and Bremerton Ice Arena. The 25-yard indoor pool has six lanes and a bulkhead that divides a shallow water area that is used for water exercise, therapy, swim lesson instruction, and more.

### Inventory

- Six-lane 25-yard pool
- Spa
- Locker rooms
- Meeting room
- Viewing area
- Movable bulkhead
- Lobby

### Management Issues

- Management agreement subsidizes public access

### Improvement Recommendations

- Increase resident awareness that pool can be used four times per year at no cost



## Chapter 2: Inventory - Recreation & Special-Use Facilities

## Bremerton Senior Center

The Bremerton Senior Center is owned and operated by the City of Bremerton Parks & Recreation Department. It is located in East Bremerton's Manette Community at the corner of 13th Street and Nipsic Avenue. The center provides recreational programs for the local population age 55 and better. Programs include fitness, wellness and dance classes, arts and crafts, billiards, cards, trips, treks, sports, specialty classes, socials, and more. ADD BUILDING DATE INFO

- Substandard kitchen
- Long-term viability of facility to serve community

### Improvement Recommendations

- Resolve ADA access issues
- Improve HVAC
- Replace roof
- Replace hot water heater
- Evaluate feasibility of replacement facility to serve increased need



### Inventory

- Large activity room and stage
- Dance room
- Billiard room
- Kitchen
- Computer room
- Stage

### Management Concerns

- Staffing level prevents expansion of operating hours
- Volunteer cadre needs additional training supervision
- Center is small for simultaneous activities to take place
- Inadequate, sloped parking
- Corner of building sinking
- Substandard HVAC



# DRAFT UPDATE

## Glenn Jarstad Aquatic Center

The Glenn Jarstad Aquatic Center is owned by the City of Bremerton Parks & Recreation Department and operated through a concession and management agreement by the Pierce and Kitsap Counties YMCA. Bremerton residents who are not YMCA members may take advantage of one free pass each quarter to the YMCA and pool. The aquatic center is located in East Park, adjacent to the Bremerton YMCA and Bremerton Ice Arena. The 25-yard indoor pool has six lanes and a bulkhead that divides a shallow water area that is used for water exercise, therapy, swim lesson instruction, and more.

### Inventory

- Six-lane 25-yard pool
- Spa
- Locker rooms
- Meeting room
- Viewing area
- Movable bulkhead
- Lobby

### Management Concerns

- Management agreement subsidizes public access
- Aging, deteriorating building (circa 1979)

### Improvement Recommendations

- Increase resident awareness that pool can be used monthly at no cost
- Evaluate long-term viability of aquatic facility

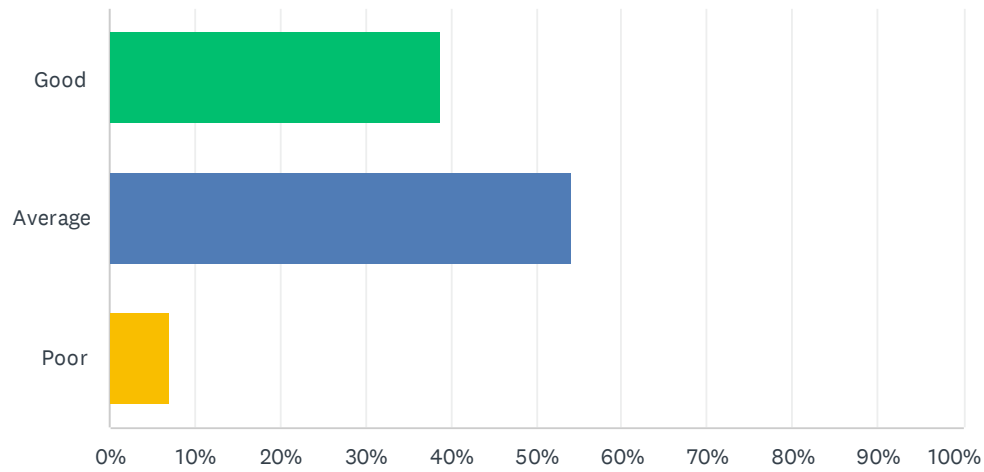


## Chapter 2: Inventory - Recreation & Special-Use Facilities

## Chapter 2: Inventory - Recreation & Special-Use Facilities

## Q1 How would you rate the overall quality of life in Bremerton?

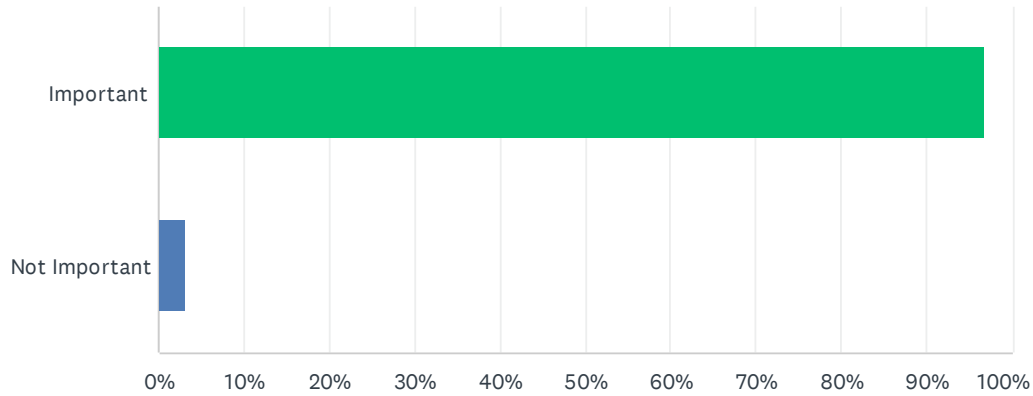
Answered: 893 Skipped: 7



ANSWER CHOICES	RESPONSES	
Good	38.86%	347
Average	54.20%	484
Poor	6.94%	62
TOTAL		893

## Q2 How important do you think Bremerton's Parks and Recreation system is to the quality of life in Bremerton?

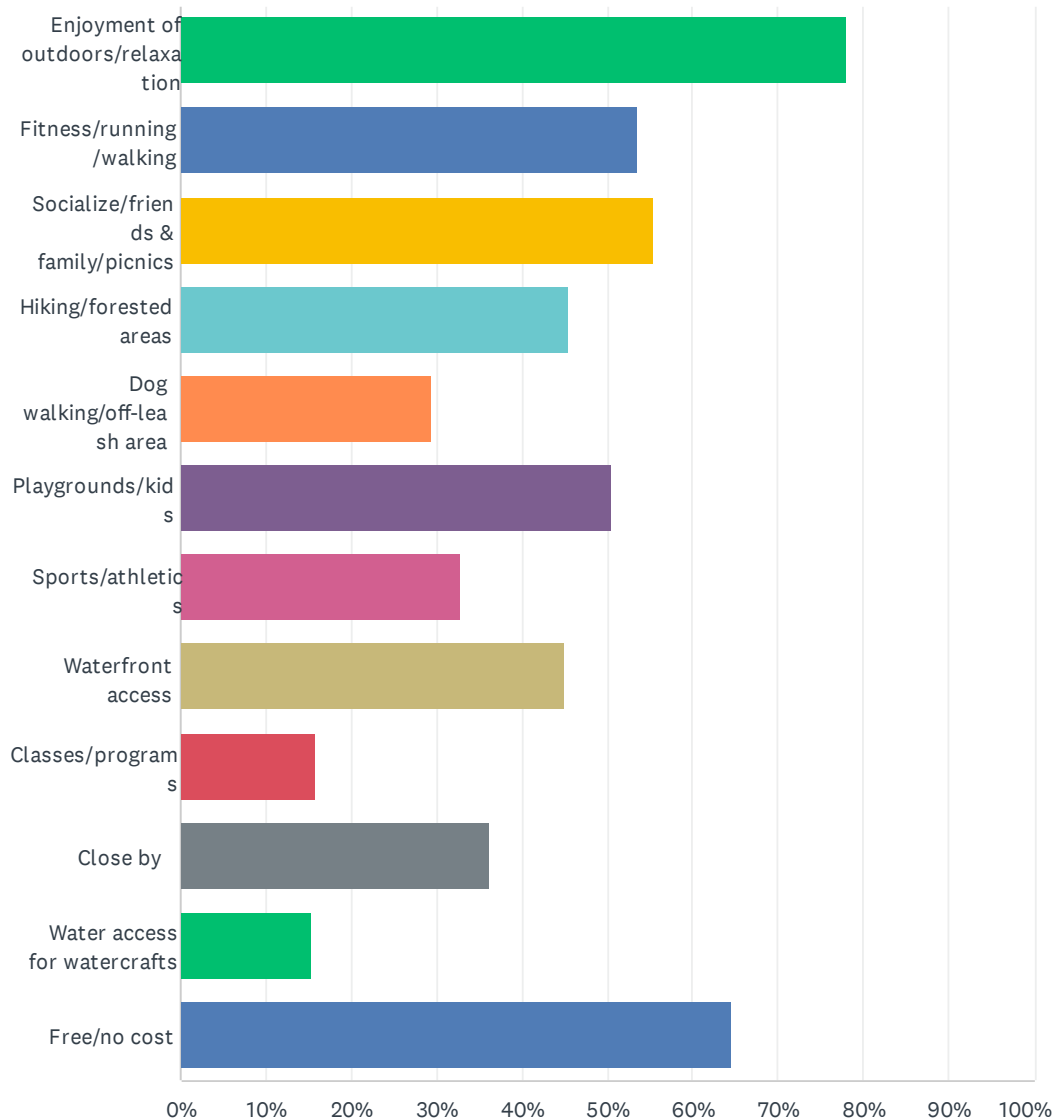
Answered: 898 Skipped: 2



ANSWER CHOICES	RESPONSES	
Important	96.77%	869
Not Important	3.23%	29
TOTAL		898

### Q3 What are the main reasons you or your family visit Bremerton Parks and Recreation facilities? (Select all that apply)

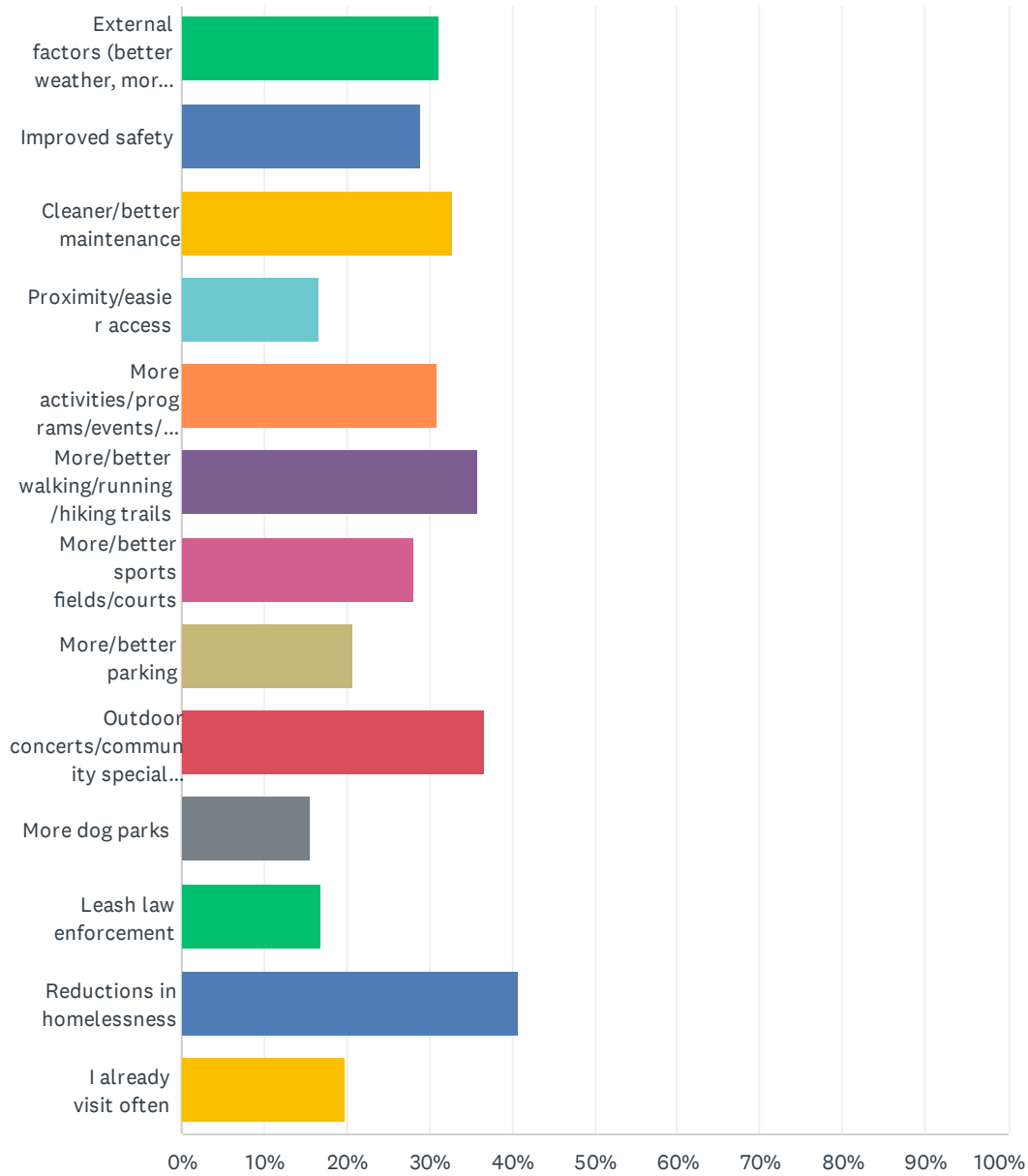
Answered: 861 Skipped: 39



ANSWER CHOICES	RESPONSES	
Enjoyment of outdoors/relaxation	77.93%	671
Fitness/running/walking	53.43%	460
Socialize/friends & family/picnics	55.40%	477
Hiking/forested areas	45.41%	391
Dog walking/off-leash area	29.38%	253
Playgrounds/kids	50.52%	435
Sports/athletics	32.87%	283
Waterfront access	45.06%	388
Classes/programs	15.68%	135
Close by	36.35%	313
Water access for watercrafts	15.45%	133
Free/no cost	64.58%	556
Total Respondents: 861		

## Q4 What, if anything, would make you visit more often? (Select all that apply)

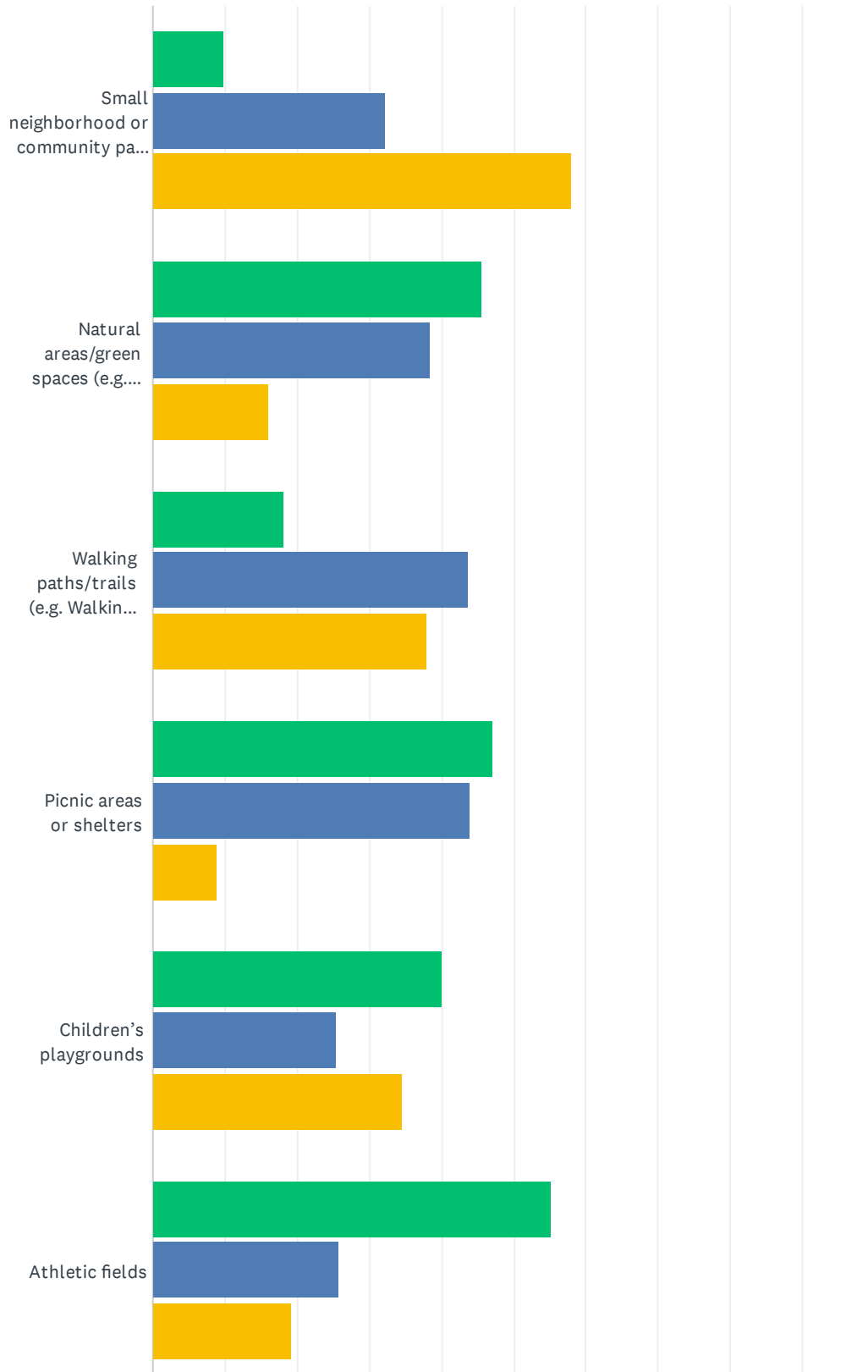
Answered: 826 Skipped: 74

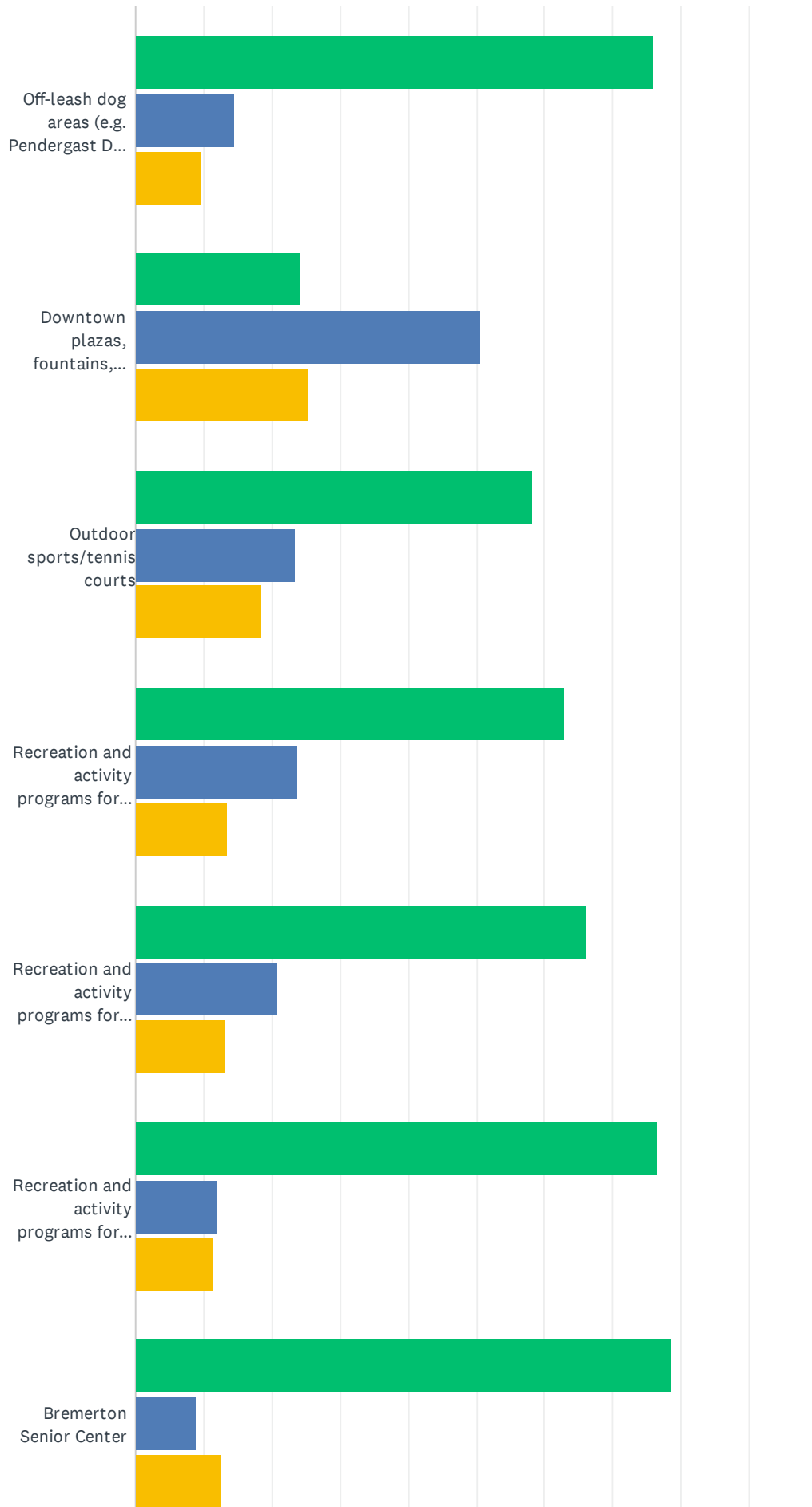


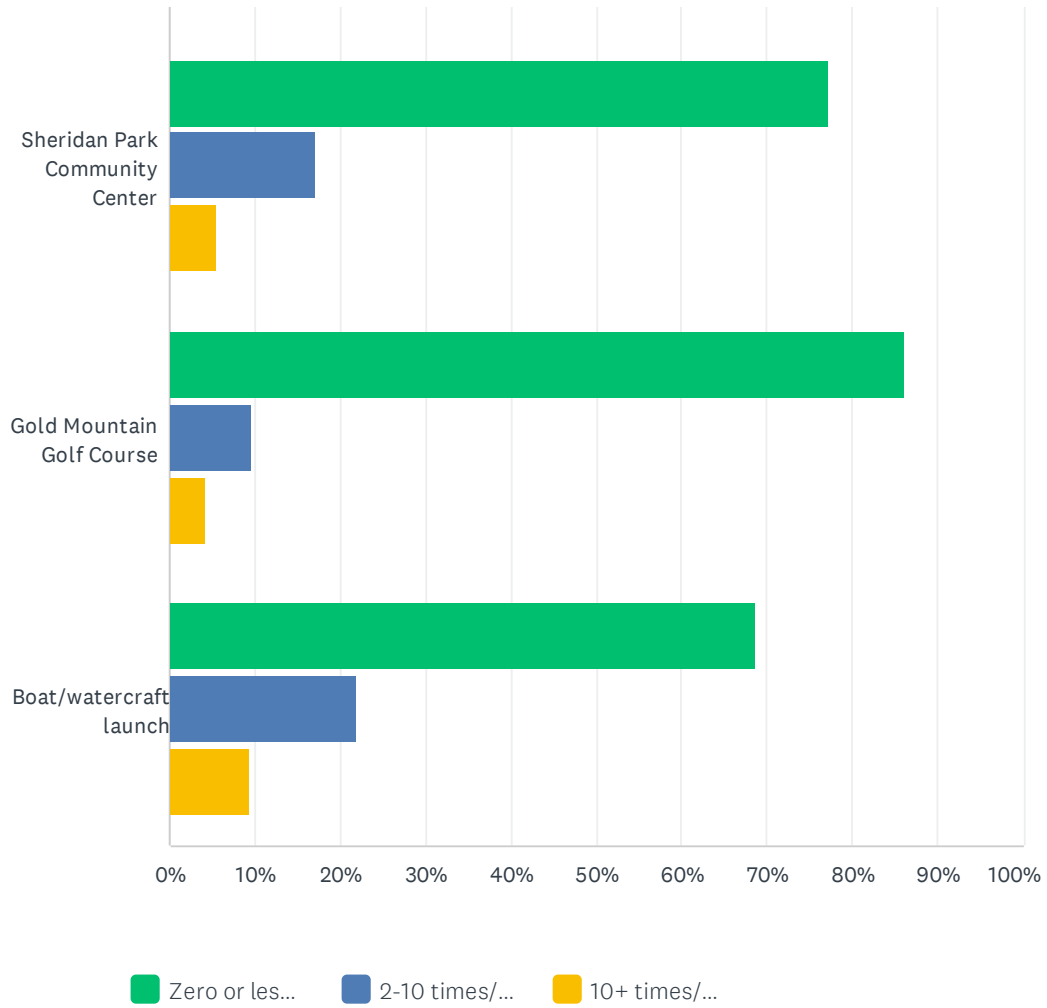
ANSWER CHOICES	RESPONSES	
External factors (better weather, more free time, etc.)	31.23%	258
Improved safety	28.93%	239
Cleaner/better maintenance	32.81%	271
Proximity/easier access	16.59%	137
More activities/programs/events/classes	30.99%	256
More/better walking/running/hiking trails	35.84%	296
More/better sports fields/courts	28.09%	232
More/better parking	20.58%	170
Outdoor concerts/community special events	36.68%	303
More dog parks	15.50%	128
Leash law enforcement	16.83%	139
Reductions in homelessness	40.80%	337
I already visit often	19.85%	164
Total Respondents: 826		

## Q5 For each of the following types of parks and recreation facilities, please indicate how often you or your family visit that type of park or facility.

Answered: 836 Skipped: 64



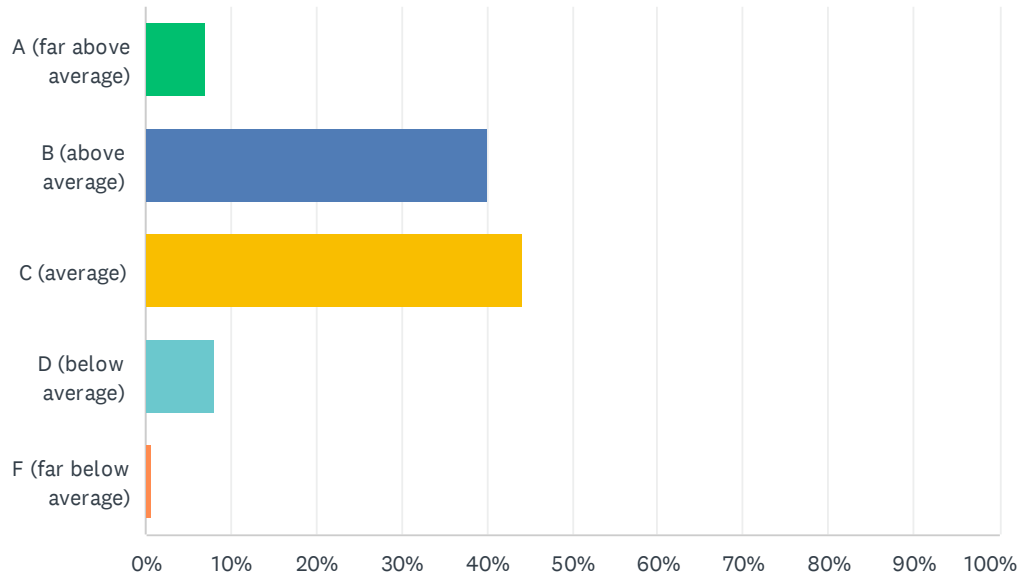




	ZERO OR LESS THAN 2 TIMES/YEAR	2-10 TIMES/YEAR	10+ TIMES/YEAR	TOTAL
Small neighborhood or community parks (e.g. Lions Park, Evergreen Rotary Park, Blueberry Park, etc.)	9.71% 80	32.28% 266	58.01% 478	824
Natural areas/green spaces (e.g. Stephenson Canyon, Madrona Trails, etc.)	45.66% 368	38.34% 309	16.00% 129	806
Walking paths/trails (e.g. Walking path at Lions Park or other park)	18.16% 148	43.80% 357	38.04% 310	815
Picnic areas or shelters	47.22% 373	43.92% 347	8.86% 70	790
Children's playgrounds	40.15% 314	25.32% 198	34.53% 270	782
Athletic fields	55.17% 427	25.71% 199	19.12% 148	774
Off-leash dog areas (e.g. Pendergast Dog Park)	75.84% 587	14.60% 113	9.56% 74	774
Downtown plazas, fountains, boardwalk	24.10% 195	50.56% 409	25.34% 205	809
Outdoor sports/tennis courts	58.15% 460	23.39% 185	18.46% 146	791
Recreation and activity programs for kids	62.94% 484	23.67% 182	13.39% 103	769
Recreation and activity programs for adults	66.07% 518	20.66% 162	13.27% 104	784
Recreation and activity programs for seniors	76.57% 608	11.84% 94	11.59% 92	794
Bremerton Senior Center	78.57% 627	8.90% 71	12.53% 100	798
Sheridan Park Community Center	77.24% 604	17.14% 134	5.63% 44	782
Gold Mountain Golf Course	86.16% 666	9.57% 74	4.27% 33	773
Boat/watercraft launch	68.64% 534	21.98% 171	9.38% 73	778

## Q6 How would you grade the Bremerton Parks and Recreation system overall?

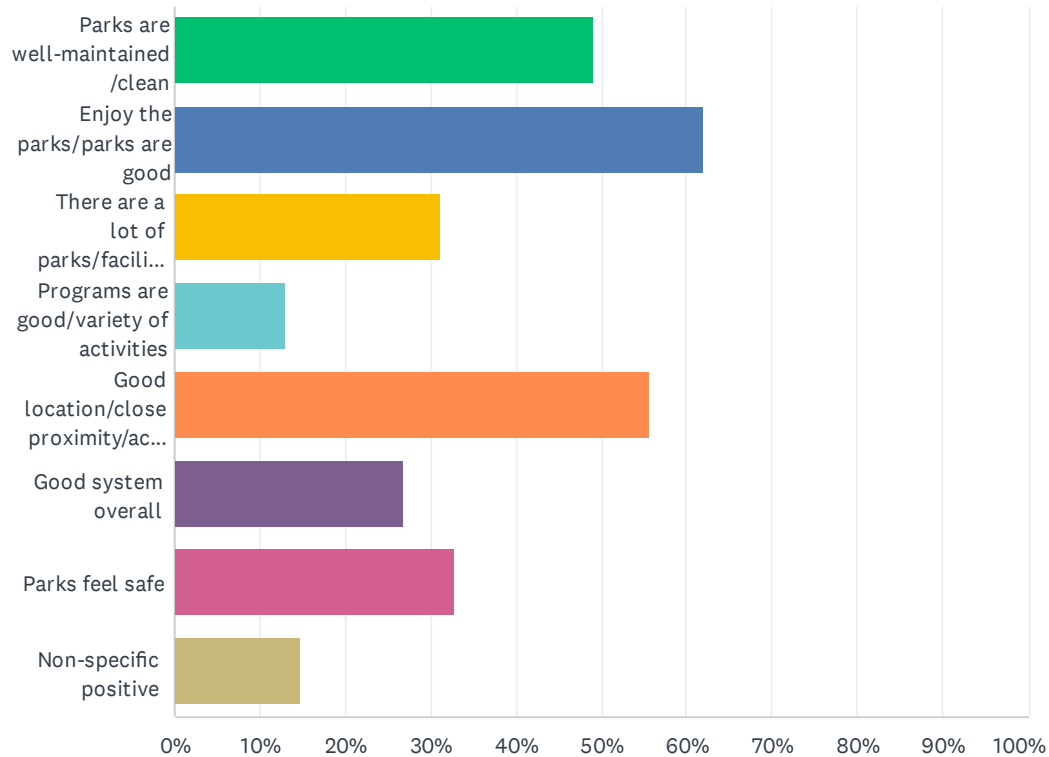
Answered: 814 Skipped: 86



ANSWER CHOICES	RESPONSES	
A (far above average)	7.00%	57
B (above average)	40.05%	326
C (average)	44.10%	359
D (below average)	8.11%	66
F (far below average)	0.74%	6
TOTAL		814

## Q7 What are the positive reasons for the grade you gave for Bremerton's Parks and Recreation system overall? (Select all that apply)

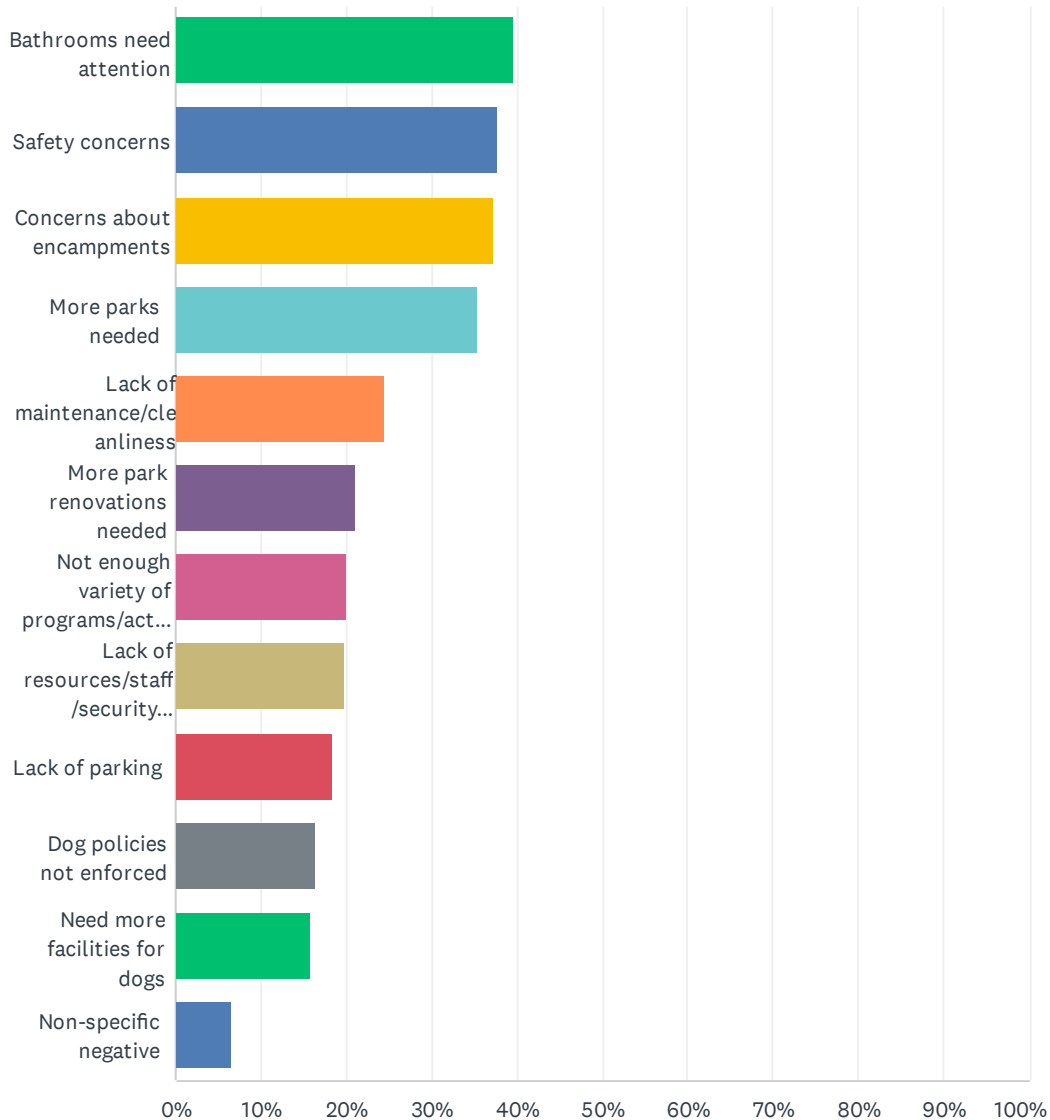
Answered: 799 Skipped: 101



ANSWER CHOICES	RESPONSES	
Parks are well-maintained/clean	49.06%	392
Enjoy the parks/parks are good	61.95%	495
There are a lot of parks/facilities	31.04%	248
Programs are good/variety of activities	13.02%	104
Good location/close proximity/accessible	55.57%	444
Good system overall	26.78%	214
Parks feel safe	32.79%	262
Non-specific positive	14.77%	118
Total Respondents: 799		

## Q8 What are the negative reasons for the grade you gave for Bremerton's Parks and Recreation system overall? (Select all that apply)

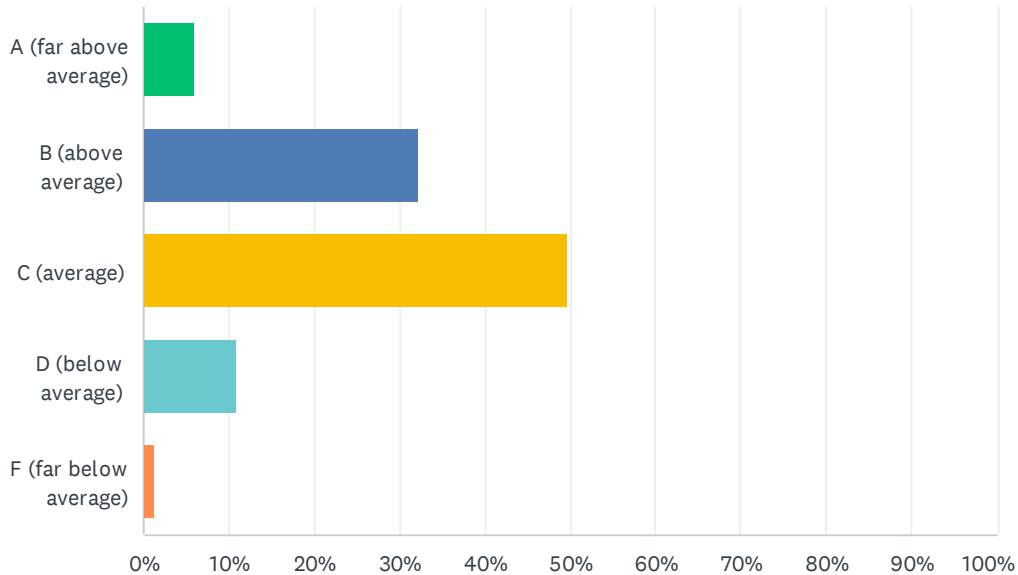
Answered: 727 Skipped: 173



ANSWER CHOICES	RESPONSES	
Bathrooms need attention	39.61%	288
Safety concerns	37.83%	275
Concerns about encampments	37.28%	271
More parks needed	35.35%	257
Lack of maintenance/cleanliness	24.48%	178
More park renovations needed	21.18%	154
Not enough variety of programs/activities	20.08%	146
Lack of resources/staff/security personnel/no enforcement of rules	19.81%	144
Lack of parking	18.29%	133
Dog policies not enforced	16.51%	120
Need more facilities for dogs	15.68%	114
Non-specific negative	6.60%	48
Total Respondents: 727		

## Q9 How would you grade the safety of Bremerton Parks and Recreation facilities?

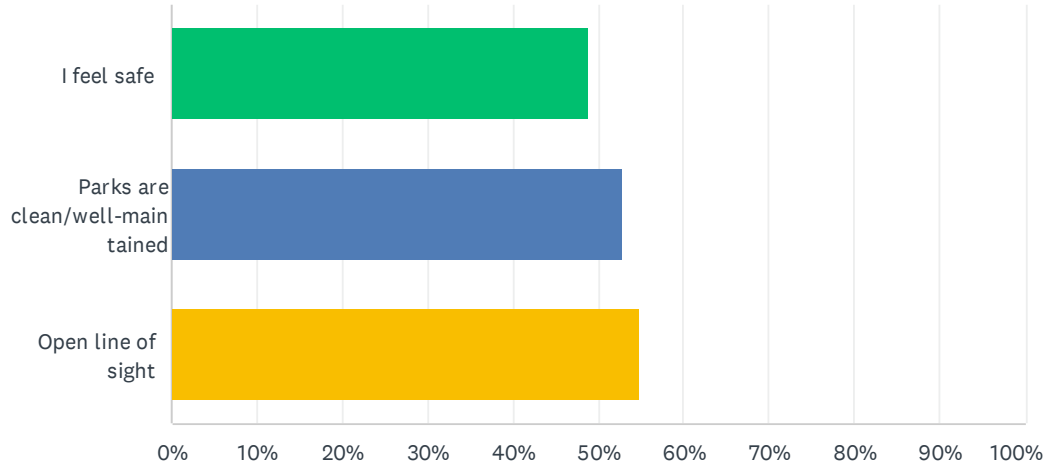
Answered: 794 Skipped: 106



ANSWER CHOICES	RESPONSES	
A (far above average)	5.92%	47
B (above average)	32.24%	256
C (average)	49.62%	394
D (below average)	10.96%	87
F (far below average)	1.26%	10
TOTAL		794

## Q10 What are the positive reasons for the grade you gave for the safety of Bremerton Parks and Recreation facilities? (Select all that apply)

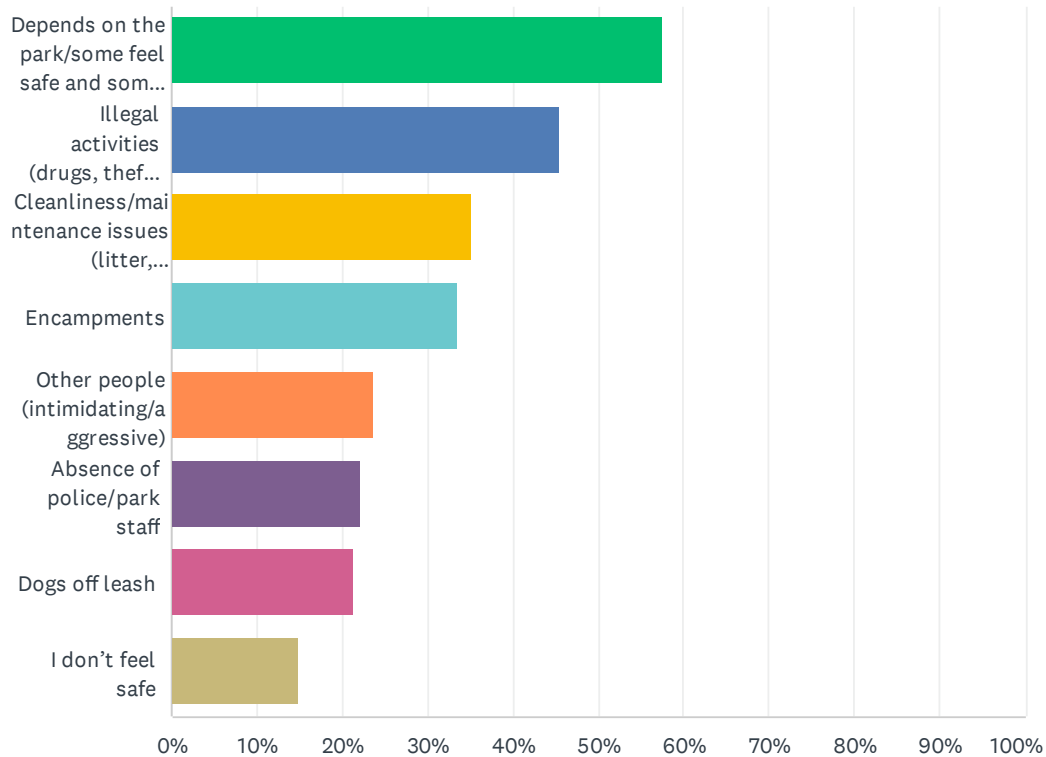
Answered: 718 Skipped: 182



ANSWER CHOICES	RESPONSES	
I feel safe	48.89%	351
Parks are clean/well-maintained	52.92%	380
Open line of sight	54.74%	393
Total Respondents: 718		

## Q11 What are the negative reasons for the grade you gave for the safety of Bremerton Parks and Recreation facilities? (Select all that apply)

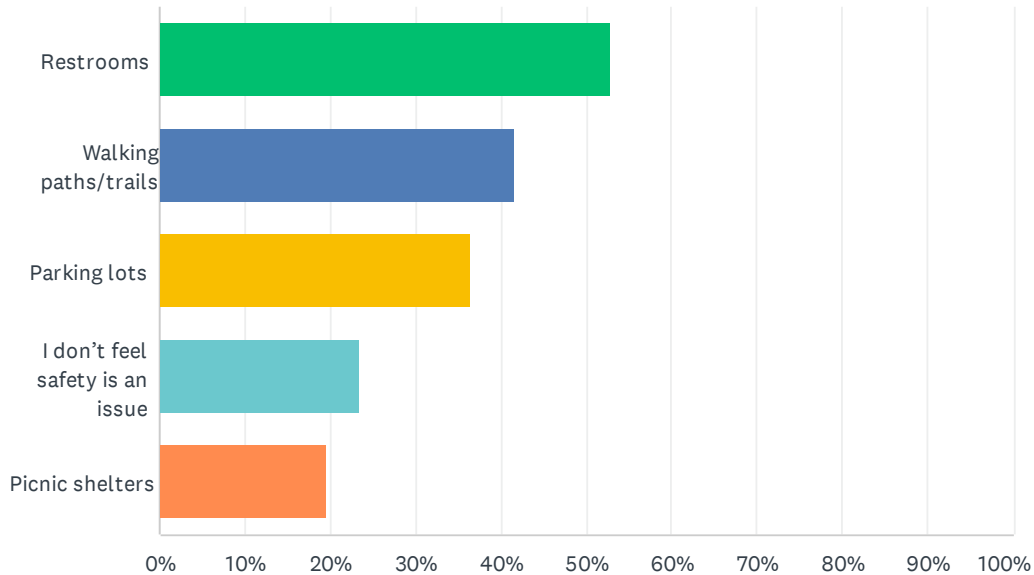
Answered: 677 Skipped: 223



ANSWER CHOICES	RESPONSES	
Depends on the park/some feel safe and some do not	57.61%	390
Illegal activities (drugs, theft, tagging/graffiti, alcohol, etc.)	45.35%	307
Cleanliness/maintenance issues (litter, bathrooms)	35.16%	238
Encampments	33.38%	226
Other people (intimidating/aggressive)	23.63%	160
Absence of police/park staff	22.16%	150
Dogs off leash	21.42%	145
I don't feel safe	14.92%	101
Total Respondents: 677		

## Q12 What are specific places where you think safety is an issue? (multi-response)

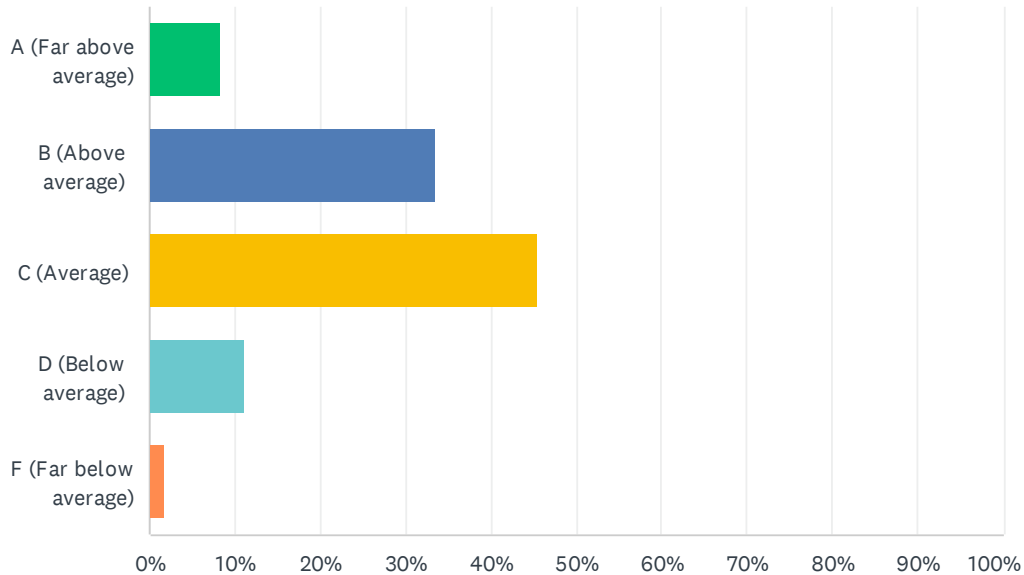
Answered: 722 Skipped: 178



ANSWER CHOICES	RESPONSES	
Restrooms	52.91%	382
Walking paths/trails	41.55%	300
Parking lots	36.57%	264
I don't feel safety is an issue	23.41%	169
Picnic shelters	19.67%	142
Total Respondents: 722		

## Q13 How well do local Bremerton Parks and Recreation facilities meet the needs of your neighborhood?

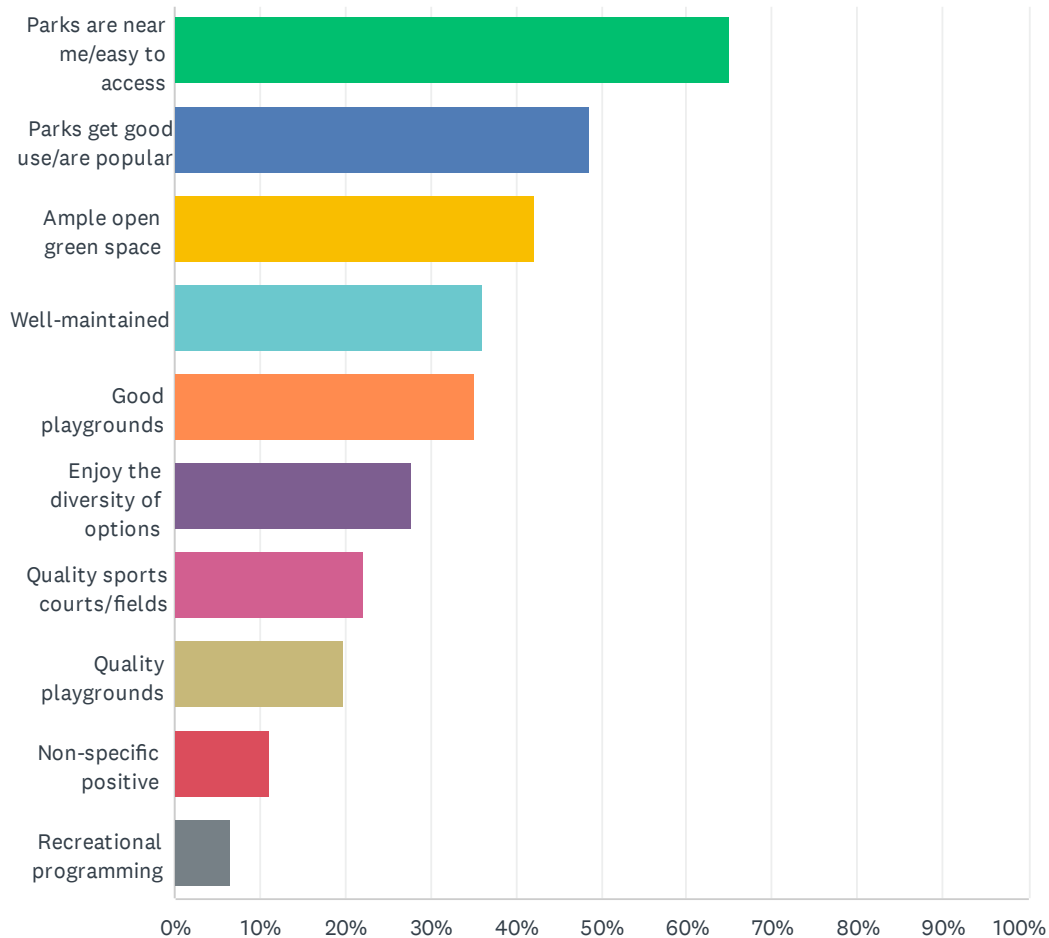
Answered: 777 Skipped: 123



ANSWER CHOICES	RESPONSES	
A (Far above average)	8.24%	64
B (Above average)	33.46%	260
C (Average)	45.43%	353
D (Below average)	11.07%	86
F (Far below average)	1.80%	14
TOTAL		777

## Q14 What are the positive reasons for the grade you gave for meeting the needs of your neighborhood? (Select all that apply)

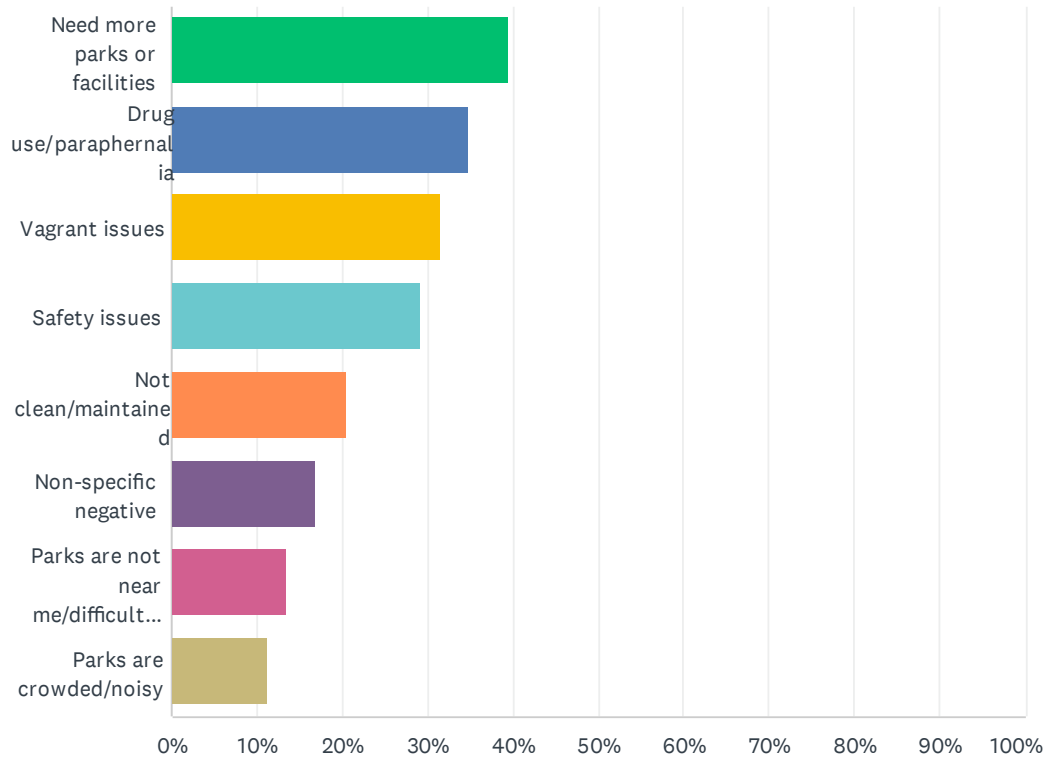
Answered: 733 Skipped: 167



ANSWER CHOICES	RESPONSES	
Parks are near me/easy to access	64.94%	476
Parks get good use/are popular	48.57%	356
Ample open green space	42.29%	310
Well-maintained	36.02%	264
Good playgrounds	35.20%	258
Enjoy the diversity of options	27.69%	203
Quality sports courts/fields	22.10%	162
Quality playgrounds	19.78%	145
Non-specific positive	11.05%	81
Recreational programming	6.68%	49
Total Respondents: 733		

## Q15 What are the negative reasons for the grade you gave for meeting the needs of your neighborhood? (Select all that apply)

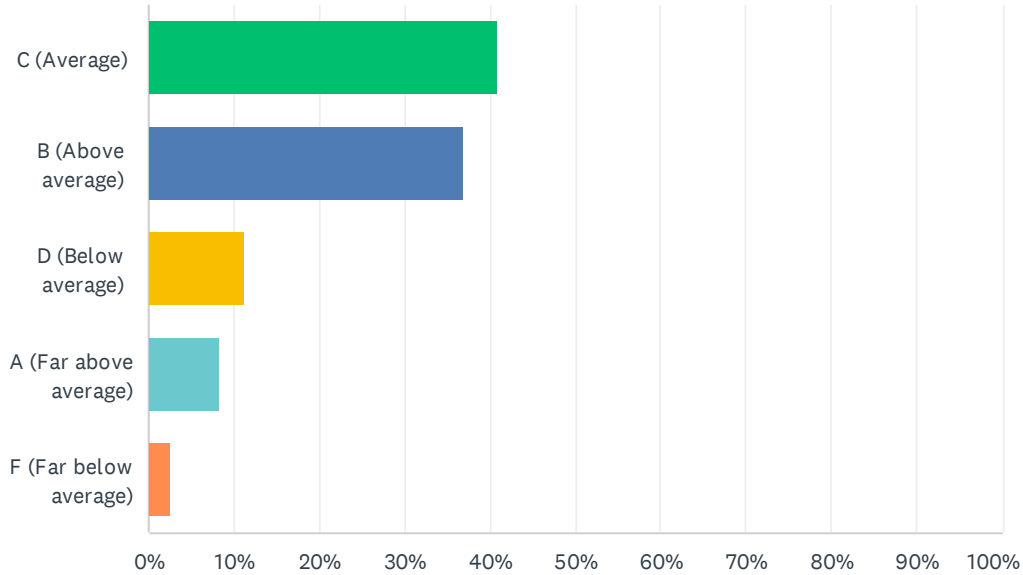
Answered: 642 Skipped: 258



ANSWER CHOICES	RESPONSES	
Need more parks or facilities	39.41%	253
Drug use/paraphernalia	34.74%	223
Vagrant issues	31.62%	203
Safety issues	29.13%	187
Not clean/maintained	20.56%	132
Non-specific negative	16.82%	108
Parks are not near me/difficult to access	13.40%	86
Parks are crowded/noisy	11.37%	73
Total Respondents: 642		

## Q16 How would you grade the maintenance and cleanliness of Bremerton Parks and Recreation facilities?

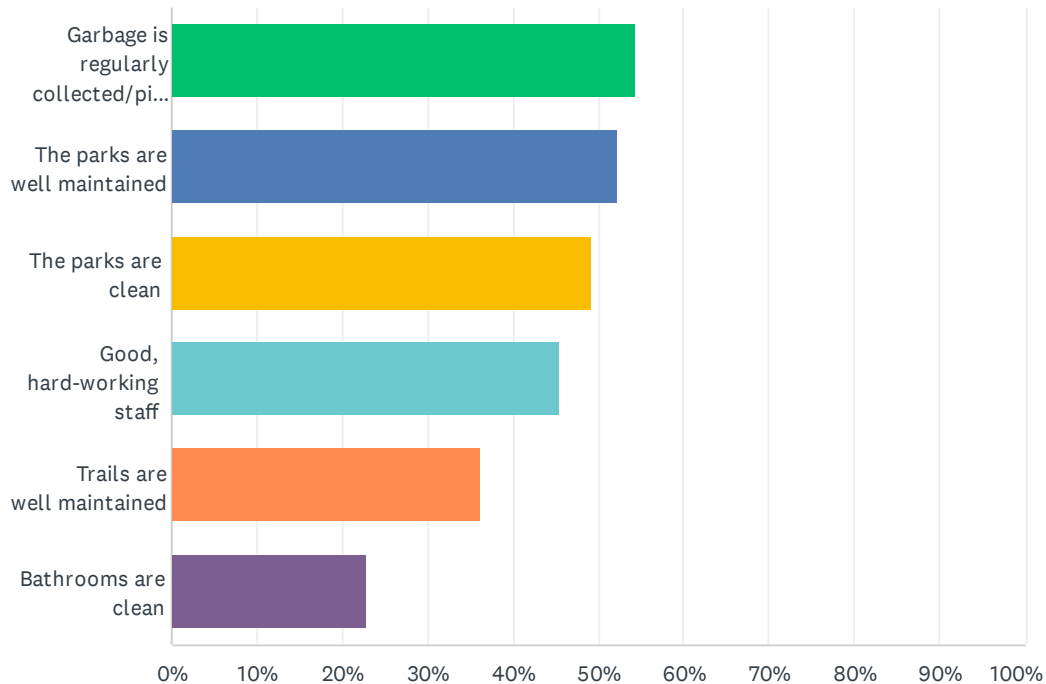
Answered: 755 Skipped: 145



ANSWER CHOICES	RESPONSES	
C (Average)	40.93%	309
B (Above average)	36.95%	279
D (Below average)	11.26%	85
A (Far above average)	8.21%	62
F (Far below average)	2.65%	20
TOTAL		755

## Q17 What are the positive reasons for the grade you gave for the maintenance and cleanliness of parks and recreation facilities? (Select all that apply)

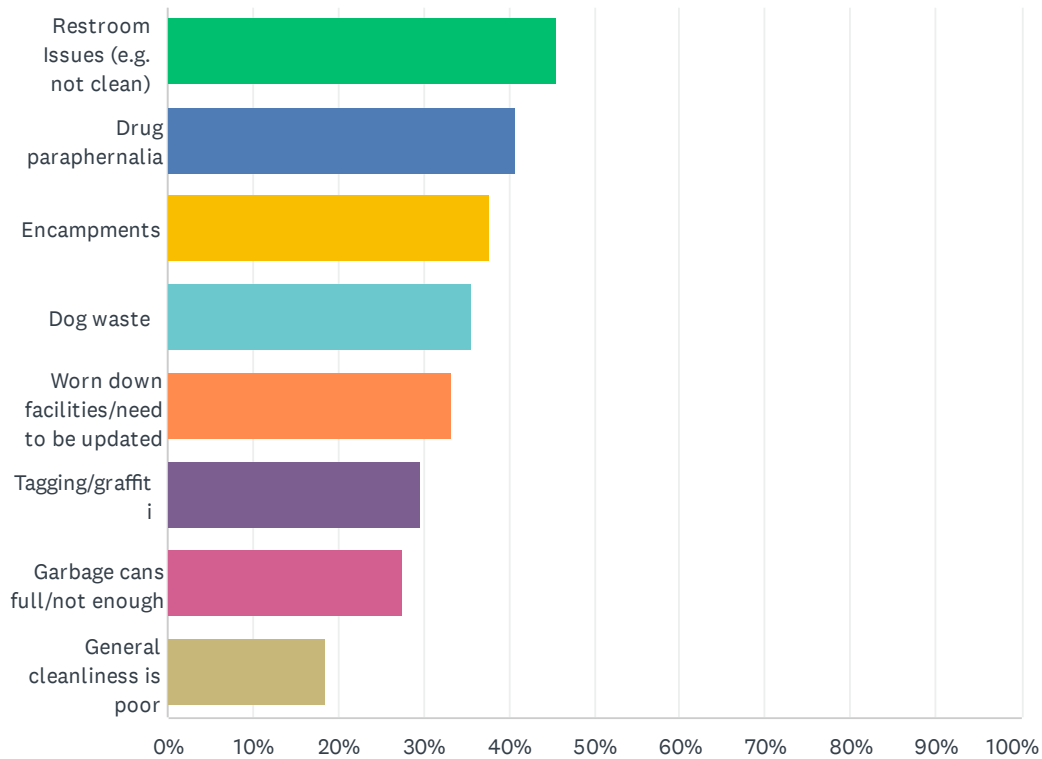
Answered: 656 Skipped: 244



ANSWER CHOICES	RESPONSES	
Garbage is regularly collected/picked up	54.27%	356
The parks are well maintained	52.13%	342
The parks are clean	49.24%	323
Good, hard-working staff	45.43%	298
Trails are well maintained	36.28%	238
Bathrooms are clean	22.87%	150
Total Respondents: 656		

## Q18 What are the negative reasons for the grade you gave for the maintenance and cleanliness of parks and recreation facilities? (Select all that apply)

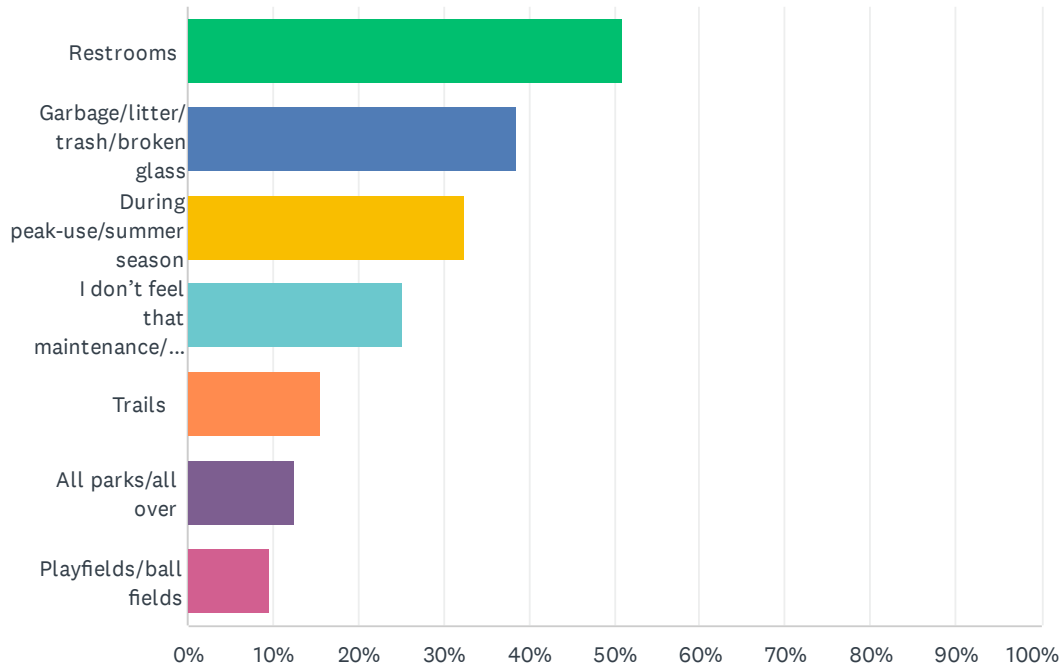
Answered: 569 Skipped: 331



ANSWER CHOICES	RESPONSES	
Restroom Issues (e.g. not clean)	45.69%	260
Drug paraphernalia	40.77%	232
Encampments	37.79%	215
Dog waste	35.68%	203
Worn down facilities/need to be updated	33.22%	189
Tagging/graffiti	29.70%	169
Garbage cans full/not enough	27.59%	157
General cleanliness is poor	18.63%	106
Total Respondents: 569		

## Q19 Where are some places/instances where you think maintenance and cleanliness is an issue? (Select all that apply)

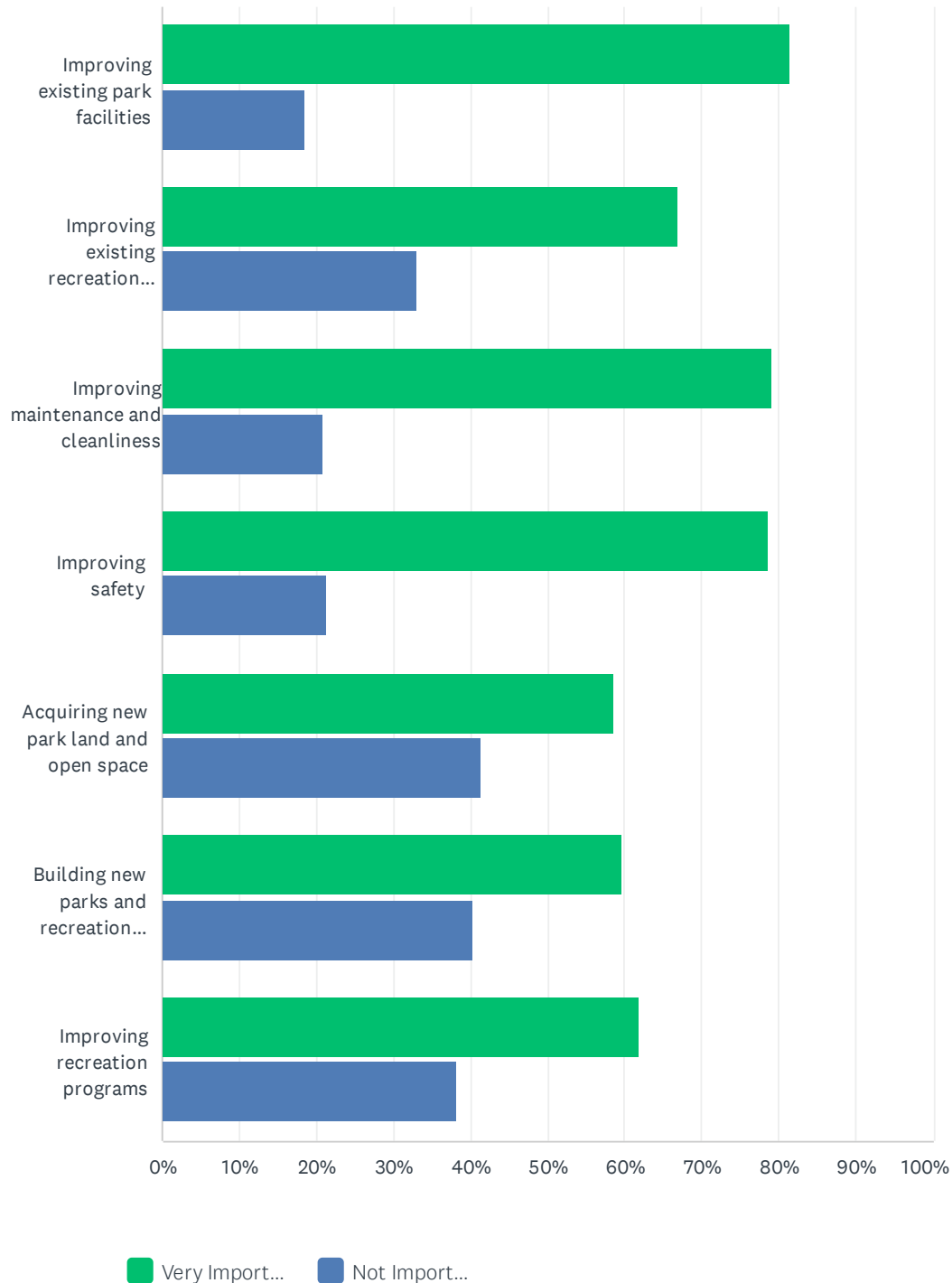
Answered: 681 Skipped: 219



ANSWER CHOICES	RESPONSES	
Restrooms	50.95%	347
Garbage/litter/trash/broken glass	38.62%	263
During peak-use/summer season	32.45%	221
I don't feel that maintenance/cleanliness is an issue	25.26%	172
Trails	15.57%	106
All parks/all over	12.48%	85
Playfields/ball fields	9.54%	65
Total Respondents: 681		

**Q20 Bremerton Parks and Recreation must prioritize limited funding to address system needs over the next 6 to 10 years. For each of the following, please indicate whether you feel it is important to fund that project or issue.**

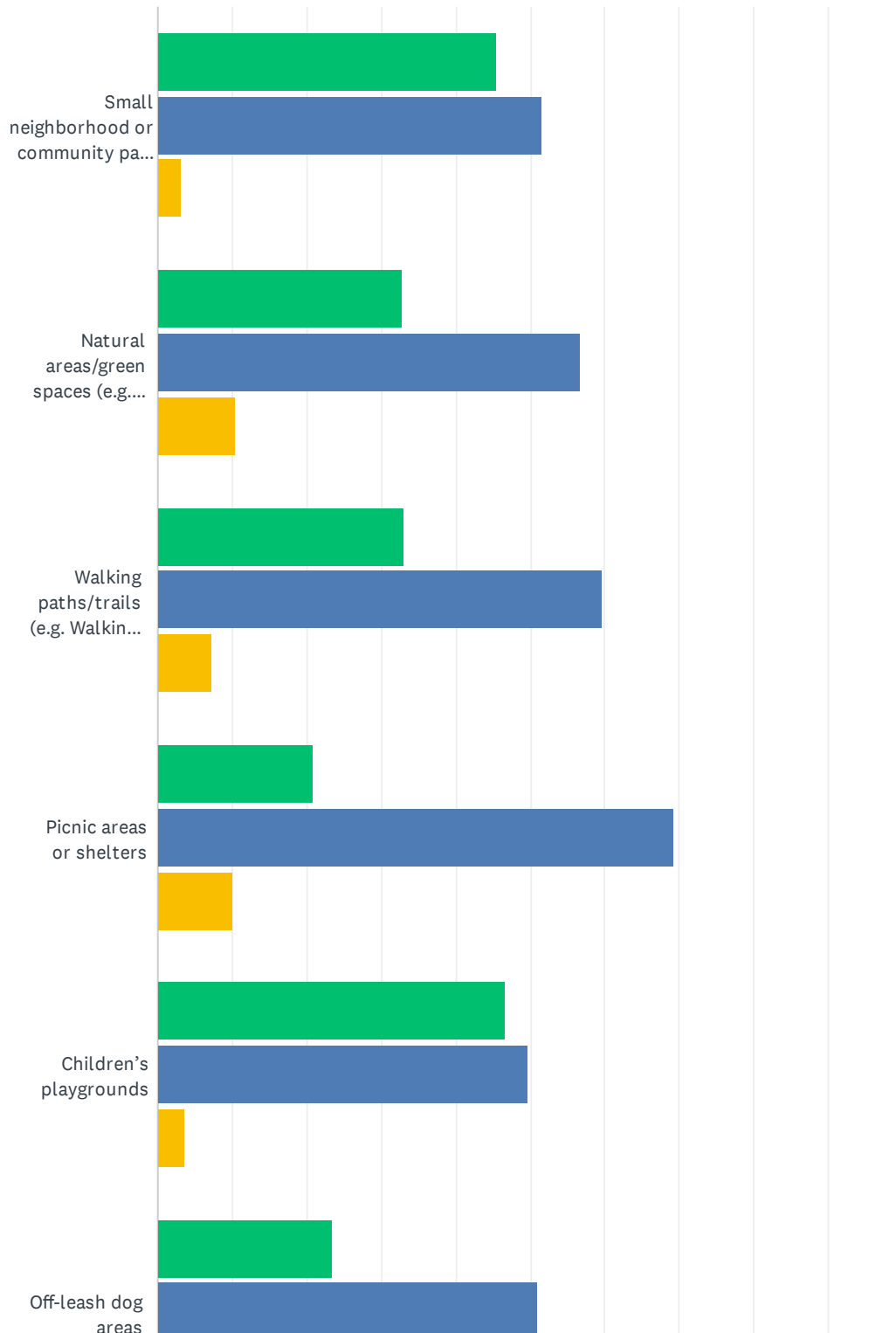
Answered: 721 Skipped: 179

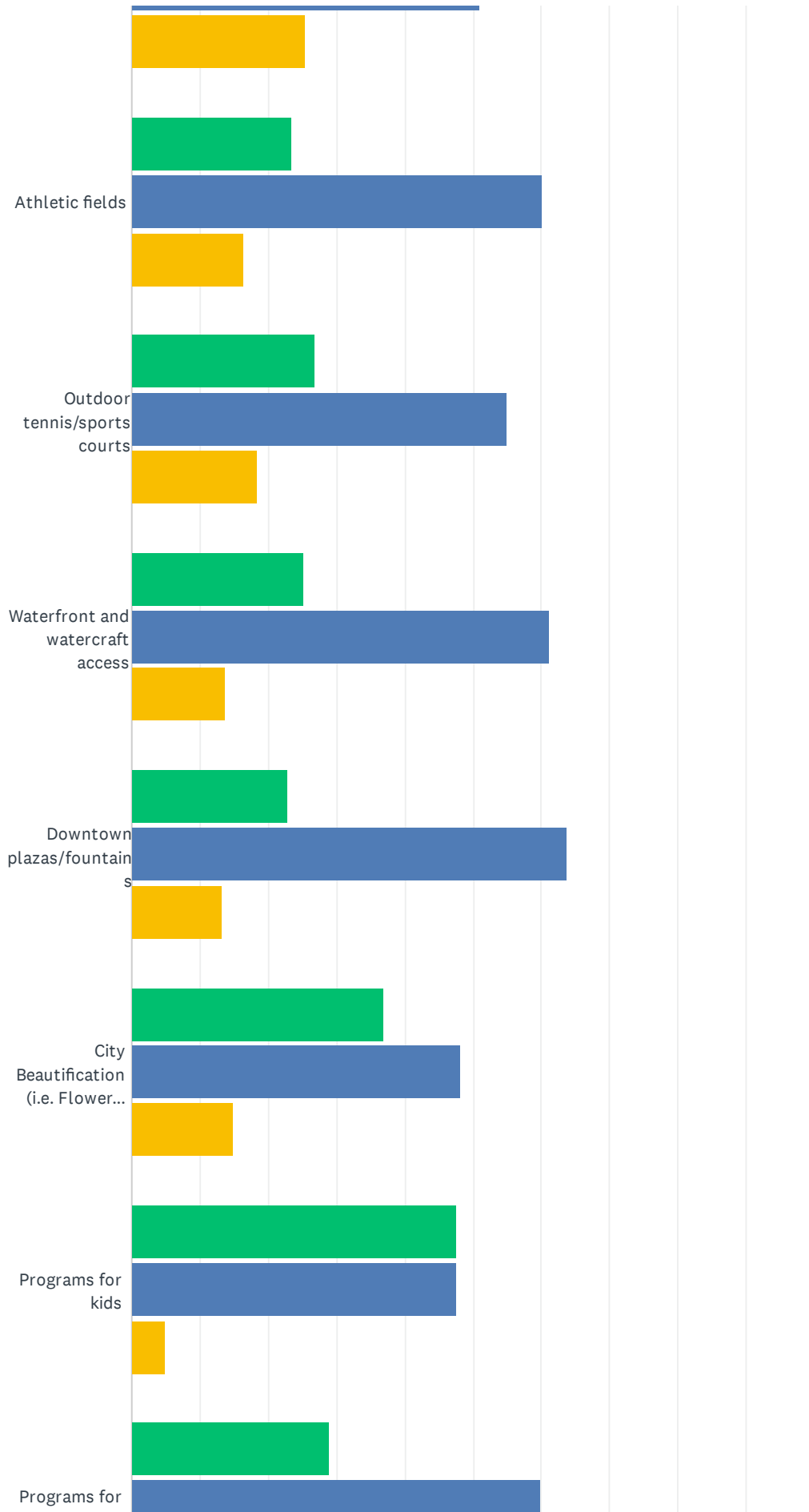


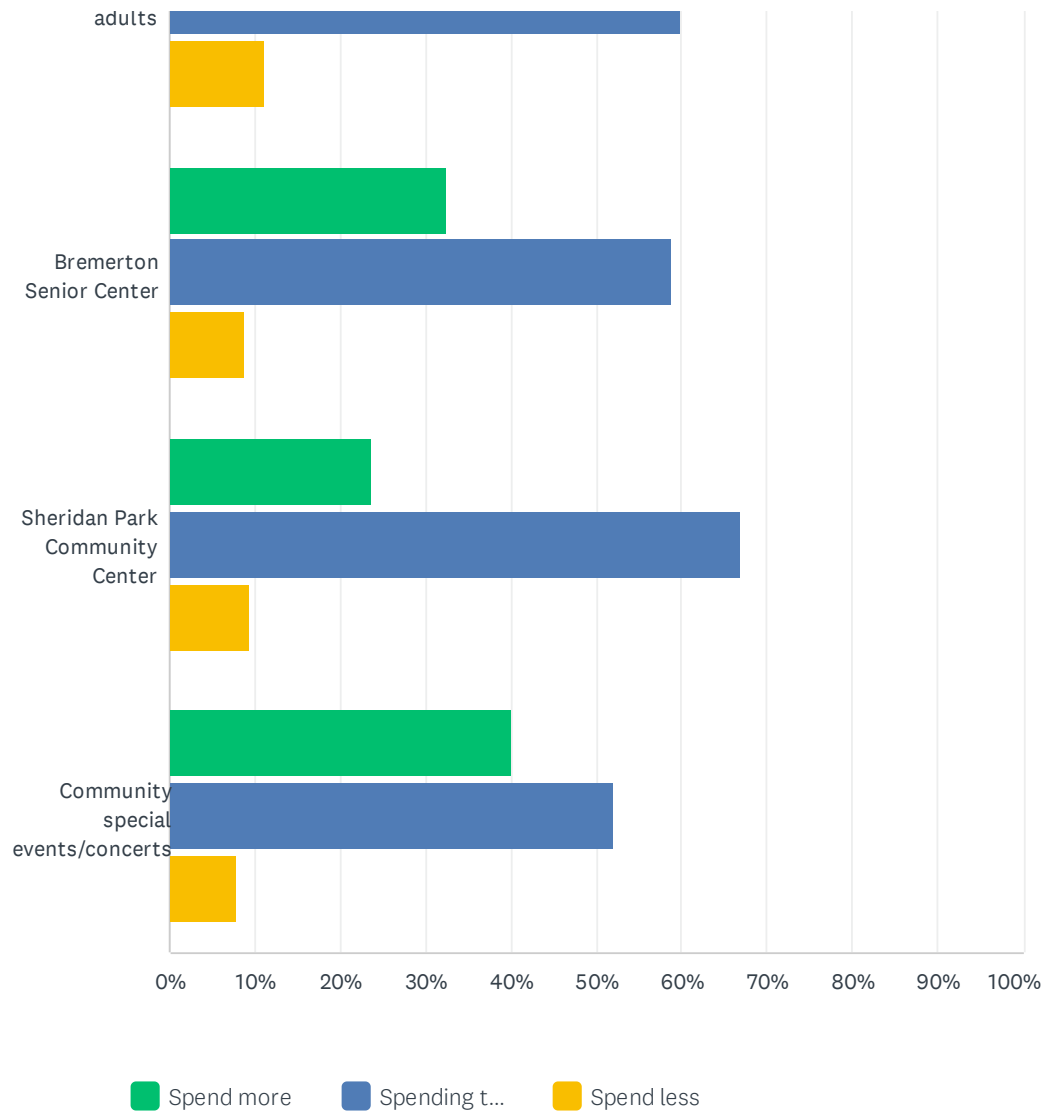
	VERY IMPORTANT	NOT IMPORTANT	TOTAL
Improving existing park facilities	81.43% 557	18.57% 127	684
Improving existing recreation facilities	66.97% 448	33.03% 221	669
Improving maintenance and cleanliness	79.16% 509	20.84% 134	643
Improving safety	78.65% 512	21.35% 139	651
Acquiring new park land and open space	58.69% 385	41.31% 271	656
Building new parks and recreation facilities	59.79% 400	40.21% 269	669
Improving recreation programs	61.93% 405	38.07% 249	654

**Q21 For each of the following types of parks and recreation facilities/programs, please indicate whether you think Bremerton Parks and Recreation should spend more, spend less, or is spending the right amount on that type of park facility/program.**

Answered: 722 Skipped: 178



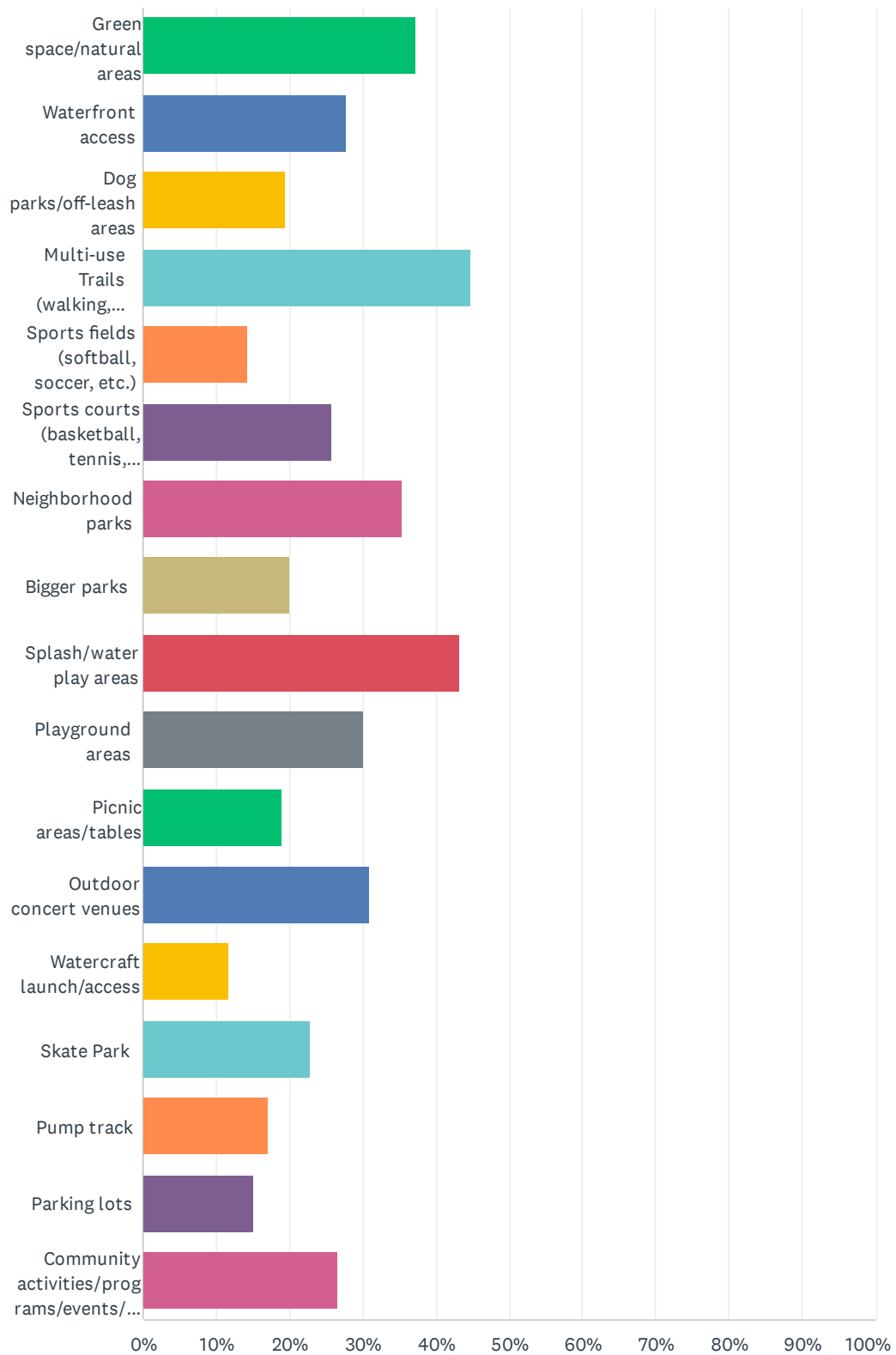




	<b>SPEND MORE</b>	<b>SPENDING THE SAME</b>	<b>SPEND LESS</b>	<b>TOTAL</b>
Small neighborhood or community parks (e.g. Blueberry Park, Evergreen Rotary Park, etc.)	45.34% 316	51.51% 359	3.16% 22	697
Natural areas/green spaces (e.g. Stephenson Canyon, Madrona Trails, etc.)	32.75% 226	56.81% 392	10.43% 72	690
Walking paths/trails (e.g. Walking path at Lions Park)	33.14% 231	59.68% 416	7.17% 50	697
Picnic areas or shelters	20.79% 142	69.25% 473	9.96% 68	683
Children's playgrounds	46.69% 317	49.63% 337	3.68% 25	679
Off-leash dog areas	23.50% 157	51.05% 341	25.45% 170	668
Athletic fields	23.48% 154	60.06% 394	16.46% 108	656
Outdoor tennis/sports courts	26.76% 182	55.00% 374	18.24% 124	680
Waterfront and watercraft access	25.19% 169	61.10% 410	13.71% 92	671
Downtown plazas/fountains	22.90% 155	63.81% 432	13.29% 90	677
City Beautification (i.e. Flower Program, Holiday Lighting, Public Art)	36.90% 252	48.17% 329	14.93% 102	683
Programs for kids	47.49% 321	47.63% 322	4.88% 33	676
Programs for adults	29.02% 195	59.97% 403	11.01% 74	672
Bremerton Senior Center	32.31% 221	58.92% 403	8.77% 60	684
Sheridan Park Community Center	23.57% 157	66.97% 446	9.46% 63	666
Community special events/concerts	40.03% 267	52.02% 347	7.95% 53	667

**Q22 Is there any type of park or recreational facility you would like to see more of in Bremerton? (Select all that apply)**

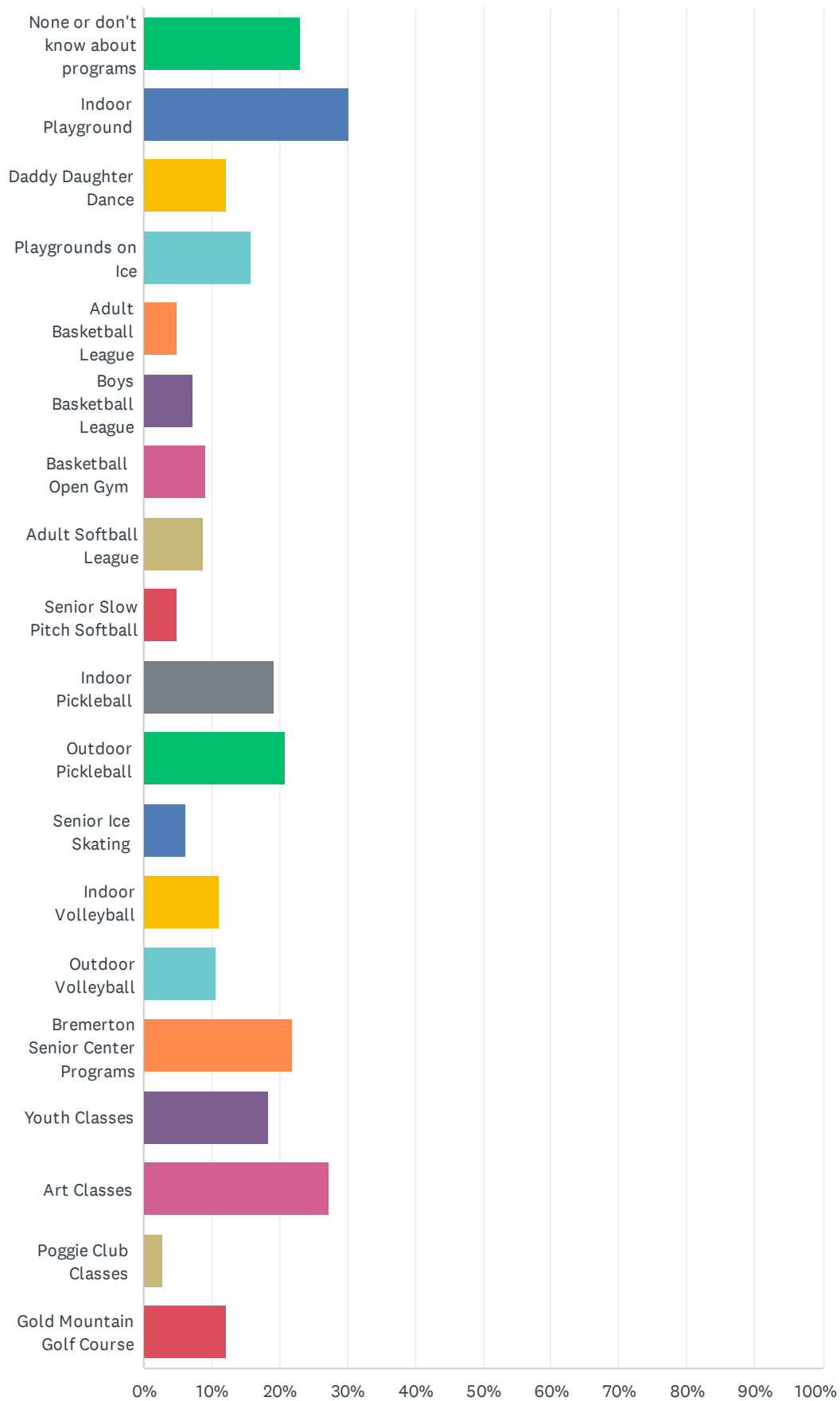
Answered: 677   Skipped: 223



ANSWER CHOICES	RESPONSES	
Green space/natural areas	37.37%	253
Waterfront access	27.77%	188
Dog parks/off-leash areas	19.50%	132
Multi-use Trails (walking, hiking, running, biking, etc.)	44.76%	303
Sports fields (softball, soccer, etc.)	14.33%	97
Sports courts (basketball, tennis, pickleball, etc.)	25.85%	175
Neighborhood parks	35.45%	240
Bigger parks	20.09%	136
Splash/water play areas	43.28%	293
Playground areas	29.99%	203
Picnic areas/tables	18.91%	128
Outdoor concert venues	31.02%	210
Watercraft launch/access	11.67%	79
Skate Park	22.90%	155
Pump track	16.99%	115
Parking lots	15.21%	103
Community activities/programs/events/classes	26.74%	181
Total Respondents: 677		

**Q23 Do you participate in (or are interested in participating in) the following  
Parks and Recreation programs? (Select all that apply)**

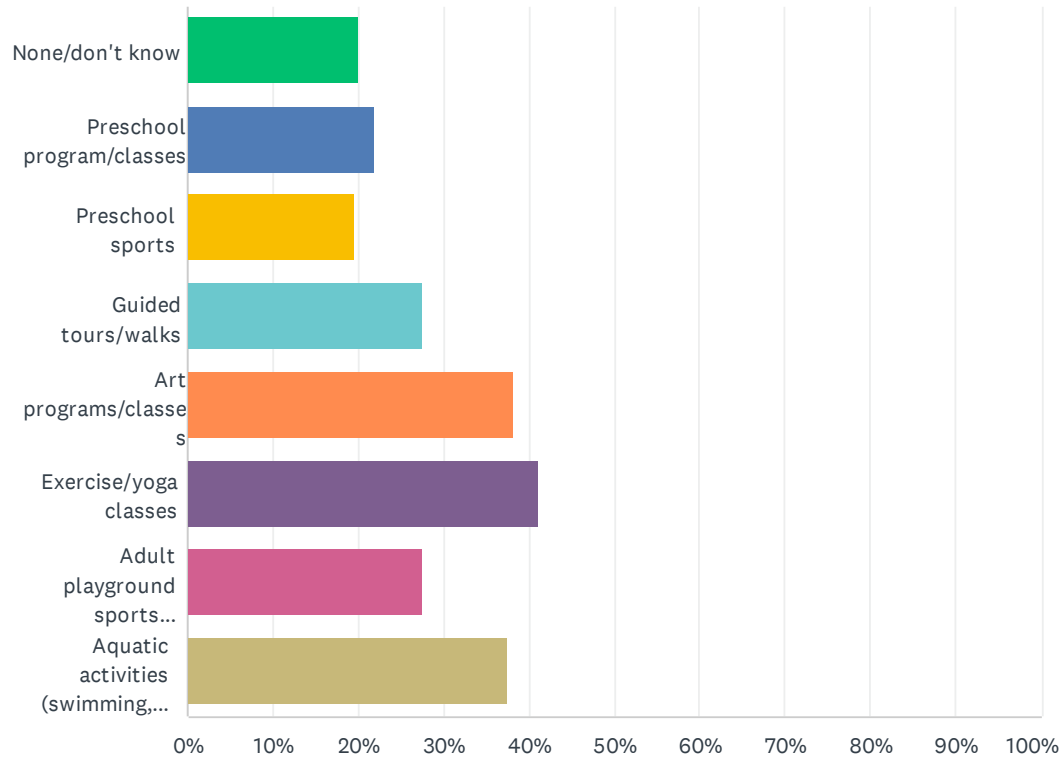
Answered: 662   Skipped: 238



ANSWER CHOICES	RESPONSES	
None or don't know about programs	22.96%	152
Indoor Playground	30.36%	201
Daddy Daughter Dance	12.08%	80
Playgrounds on Ice	15.71%	104
Adult Basketball League	4.98%	33
Boys Basketball League	7.25%	48
Basketball Open Gym	9.06%	60
Adult Softball League	8.76%	58
Senior Slow Pitch Softball	4.98%	33
Indoor Pickleball	19.18%	127
Outdoor Pickleball	21.00%	139
Senior Ice Skating	6.19%	41
Indoor Volleyball	11.18%	74
Outdoor Volleyball	10.73%	71
Bremerton Senior Center Programs	21.90%	145
Youth Classes	18.28%	121
Art Classes	27.34%	181
Poggie Club Classes	2.87%	19
Gold Mountain Golf Course	12.08%	80
Total Respondents: 662		

## Q24 If offered, which of these recreational programs would you or your family be interested in participating in? (Select all that apply)

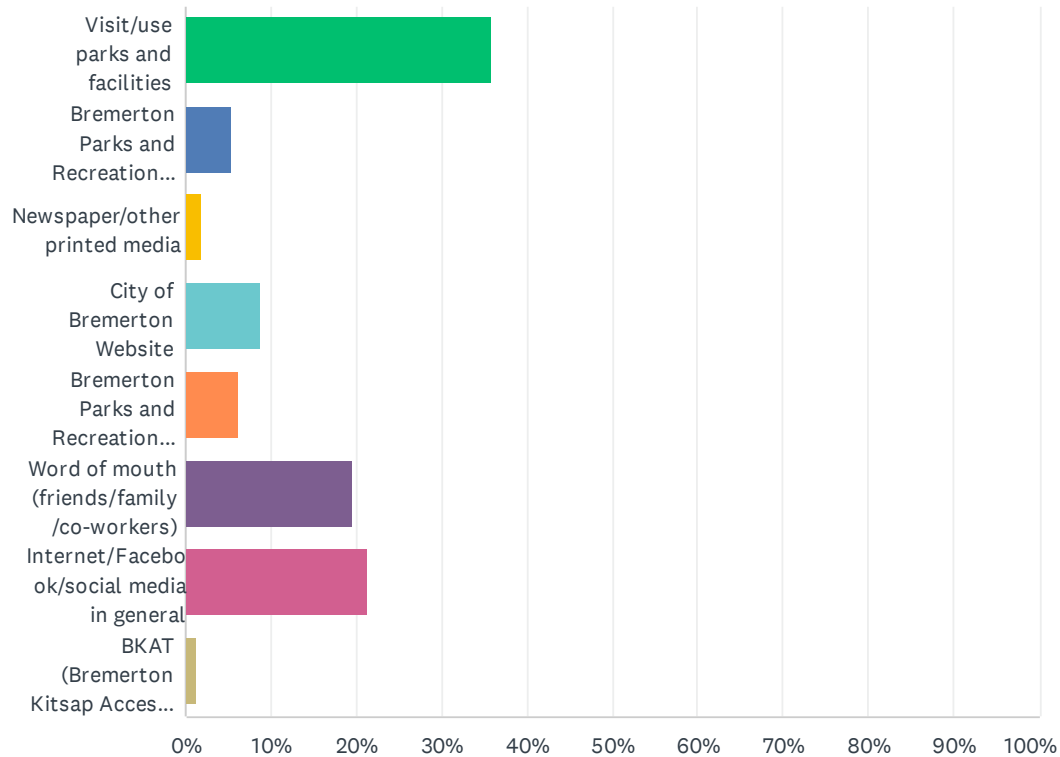
Answered: 649 Skipped: 251



ANSWER CHOICES	RESPONSES	
None/don't know	20.03%	130
Preschool program/classes	21.88%	142
Preschool sports	19.57%	127
Guided tours/walks	27.43%	178
Art programs/classes	38.21%	248
Exercise/yoga classes	41.14%	267
Adult playground sports (kickball, tag, dodgeball, etc.)	27.58%	179
Aquatic activities (swimming, lessons, aerobics)	37.60%	244
Total Respondents: 649		

## Q25 What is your primary source of information about Bremerton Parks and Recreation programs, activities and facilities?

Answered: 669 Skipped: 231



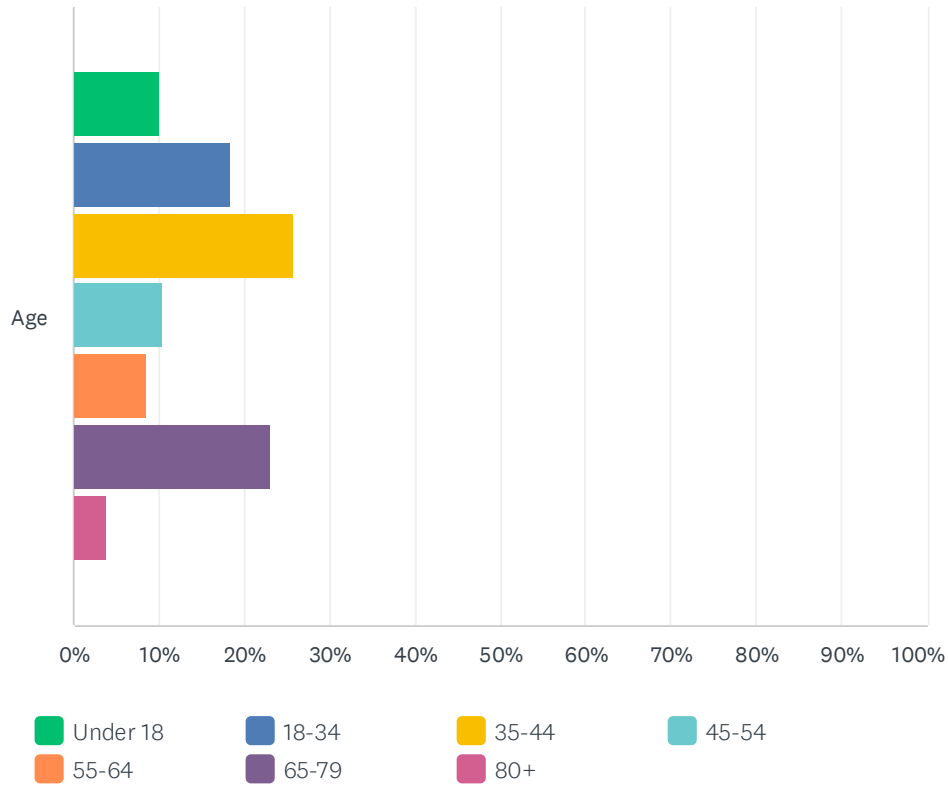
ANSWER CHOICES	RESPONSES	
Visit/use parks and facilities	35.72%	239
Bremerton Parks and Recreation Quarterly Activity Guide	5.23%	35
Newspaper/other printed media	1.94%	13
City of Bremerton Website	8.67%	58
Bremerton Parks and Recreation Facebook Page	6.28%	42
Word of mouth (friends/family/co-workers)	19.58%	131
Internet/Facebook/social media in general	21.38%	143
BKAT (Bremerton Kitsap Access Television)	1.20%	8
TOTAL		669

**Q26 What more can you tell us that will help us create a Parks & Recreation system that best satisfies the needs of our population?**

Answered: 311   Skipped: 589

## Q27 Household Demographics (age)

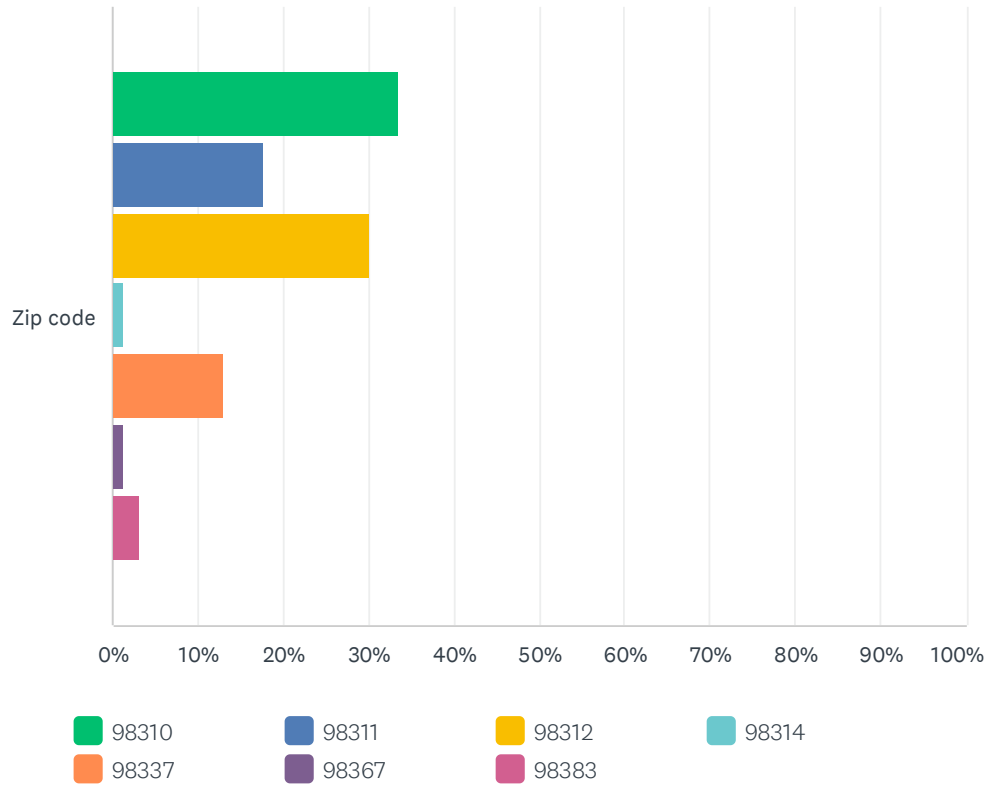
Answered: 722 Skipped: 178



	UNDER 18	18-34	35-44	45-54	55-64	65-79	80+	TOTAL
Age	10.11%	18.28%	25.90%	10.39%	8.59%	22.99%	3.74%	
	73	132	187	75	62	166	27	722

## Q28 Household Demographics (zip code)

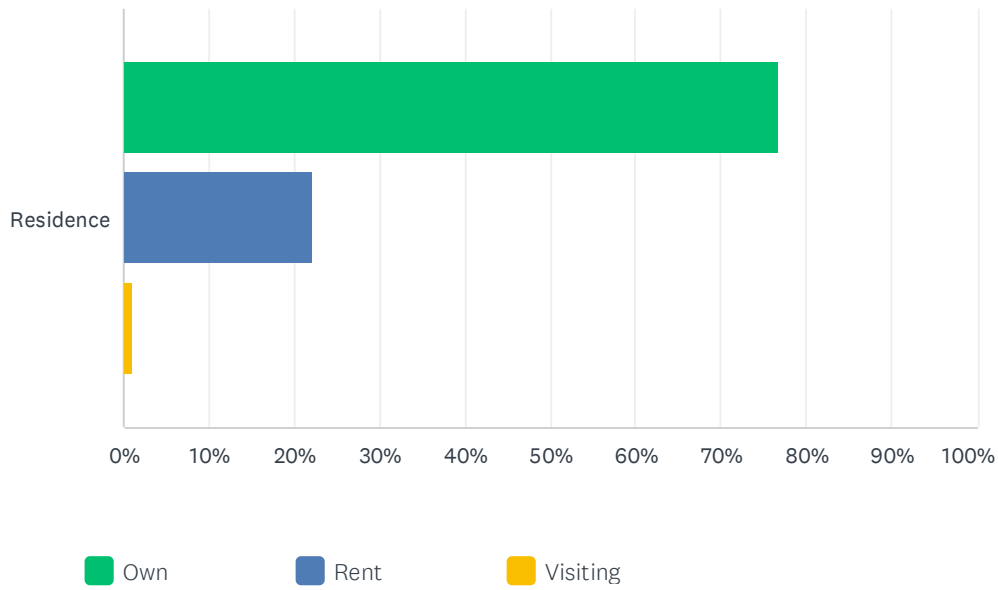
Answered: 650 Skipped: 250



	98310	98311	98312	98314	98337	98367	98383	TOTAL
Zip code	33.54% 218	17.69% 115	30.15% 196	1.23% 8	12.92% 84	1.23% 8	3.23% 21	650

## Q29 Household Demographics (Residence?)

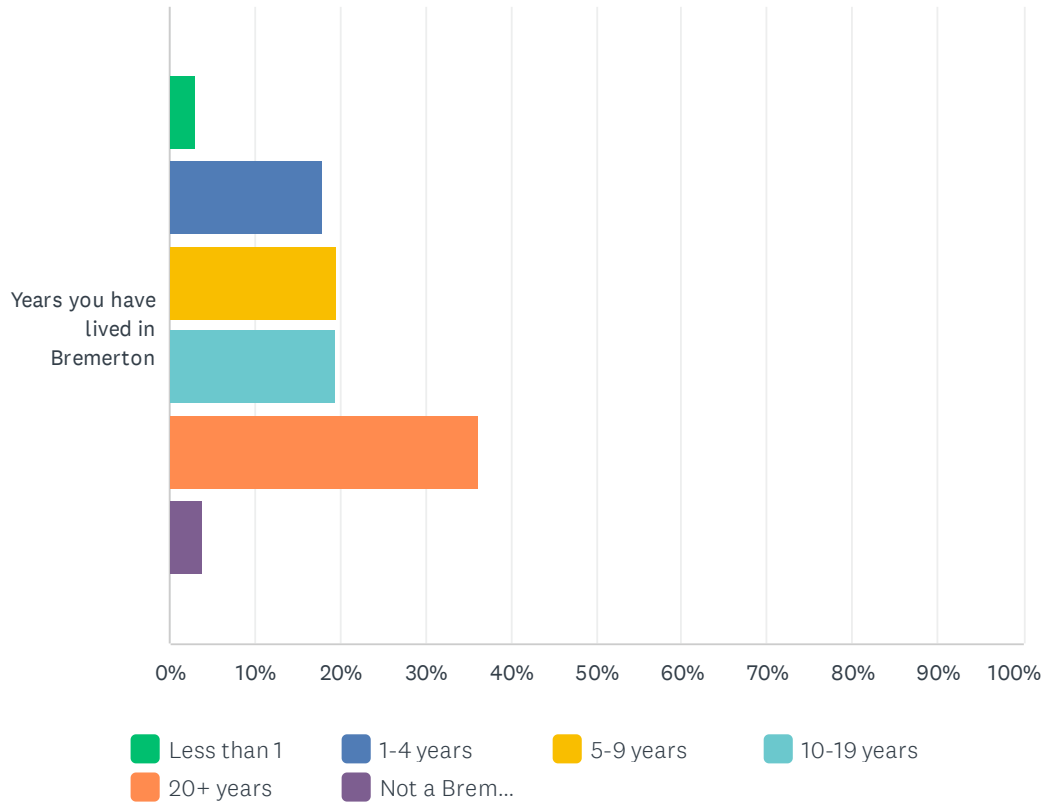
Answered: 687 Skipped: 213



	OWN	RENT	VISITING	TOTAL	WEIGHTED AVERAGE
Residence	76.71% 527	22.27% 153	1.02% 7	687	1.24

## Q30 Household Demographics (years in Bremerton)

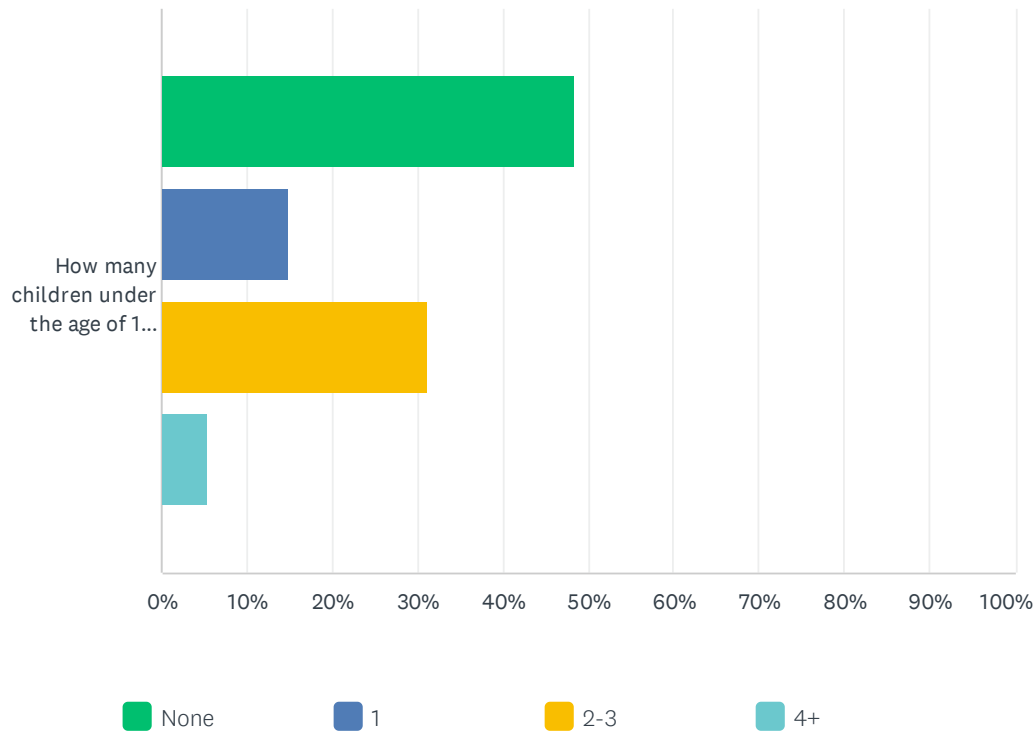
Answered: 702 Skipped: 198



	LESS THAN 1	1-4 YEARS	5-9 YEARS	10-19 YEARS	20+ YEARS	NOT A BREMERTON RESIDENT	TOTAL
Years you have lived in Bremerton	2.99% 21	17.81% 125	19.66% 138	19.37% 136	36.32% 255	3.85% 27	702

## Q31 Household Demographics (children)

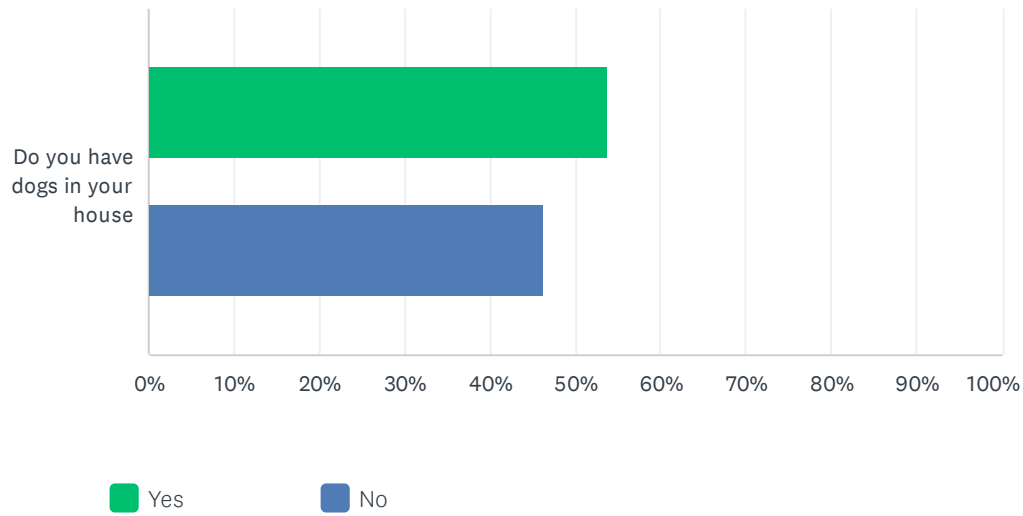
Answered: 699 Skipped: 201



	NONE	1	2-3	4+	TOTAL
How many children under the age of 18 currently live in your household	48.50% 339	14.88% 104	31.19% 218	5.44% 38	699

## Q32 Household Demographics (dogs)

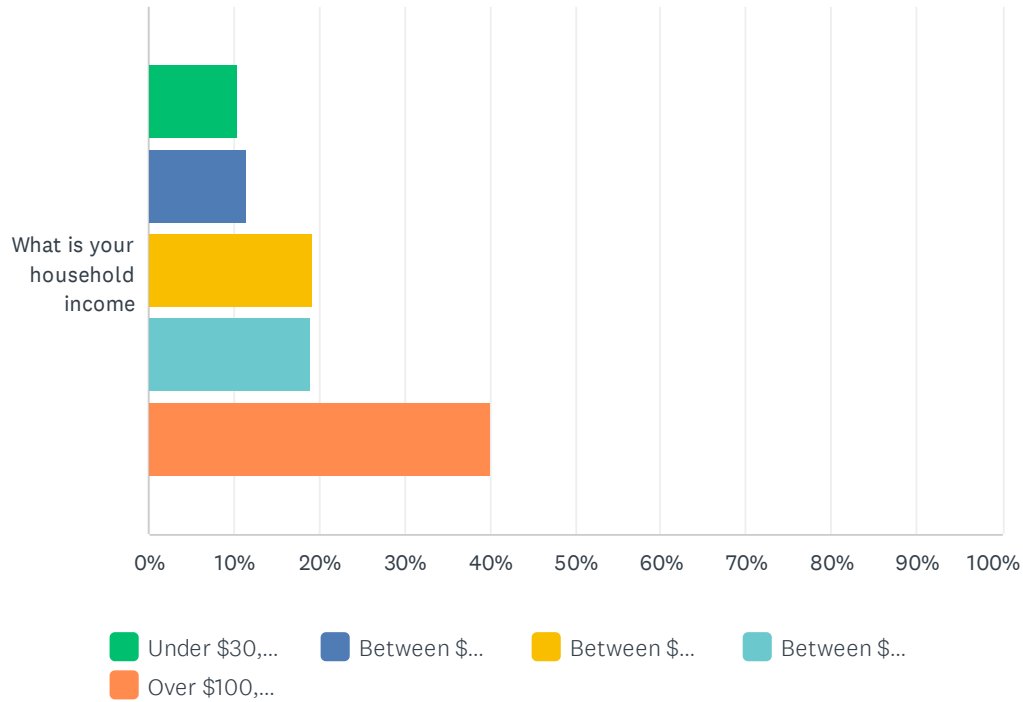
Answered: 699 Skipped: 201



	YES	NO	TOTAL
Do you have dogs in your house	53.65% 375	46.35% 324	699

## Q33 Household Demographics (income)

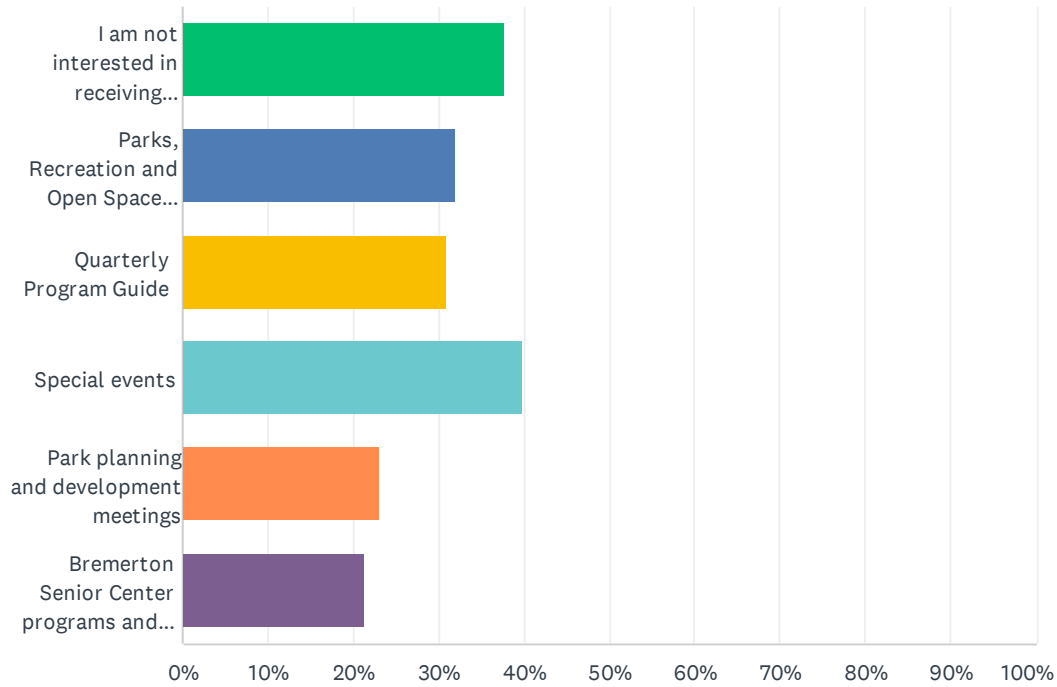
Answered: 646 Skipped: 254



	UNDER \$30,000	BETWEEN \$30,000 AND \$49,999	BETWEEN \$50,000 AND \$74,999	BETWEEN \$75,000 AND \$99,999	OVER \$100,000	TOTAL
What is your household income	10.37% 67	11.46% 74	19.20% 124	18.89% 122	40.09% 259	646

## Q34 In what areas would you like to be placed on a mailing list to receive future correspondence from Bremerton Parks and Recreation?

Answered: 603 Skipped: 297



ANSWER CHOICES	RESPONSES	
I am not interested in receiving direct messages from the department at this time	37.81%	228
Parks, Recreation and Open Space (PROS) Master Plan related meetings	32.01%	193
Quarterly Program Guide	31.01%	187
Special events	39.97%	241
Park planning and development meetings	23.05%	139
Bremerton Senior Center programs and activities	21.23%	128
Total Respondents: 603		

## Q35 Please provide your email address to receive future correspondence from the Bremerton Parks and Recreation Department

Answered: 330 Skipped: 570