

City of Bremerton Community Development Block Grant Non-Housing Community Development Consolidated Plan and One-Year Action Plan

The City of Bremerton's Component of the Kitsap County/City of Bremerton HOME Consortium Consolidated Plan



Action Plan for use of Community Development Block Grant Funds during the 2016 Program Year

January 1, 2016-December 31, 2016

Executive Summary

ES-05 Executive Summary - 91.200(c), 91.220(b)

1. Introduction

The City of Bremerton, Washington is an entitlement community participating in the Kitsap County HOME Consortium. Because of this, the City of Bremerton has participated in the preparation of the Regional Consolidated Plan in order to implement our community's federal program funds from the U.S. Department of Housing and Urban Development (HUD). These funds are Community Development Block Grant (CDBG) and HOME Investment Partnership Program (HOME). This plan is for the period of January 1, 2016 to December 31, 2020. The City of Bremerton receives a direct CDBG allocation, and works in partnership with the Kitsap County Consortium to administer HOME funds. The City of Bremerton receives its share of HOME funds based on a percentage allocation determined by HUD.

The Consolidated Plan follows requirements of the U.S. Department of Housing and Urban Development (HUD), and uses HUD's format and data tables required for plans adopted after November 15, 2012. The purpose of this plan is to evaluate community needs and set goals for the five year plan period. Through a Community Needs Assessment, Housing Market Analysis and with community input, the City of Bremerton has developed a Strategic Plan. The Strategic Plan outlines the priorities and goals which guide the allocation of funds over the five year period. The City will develop an Action Plan annual which will include projects awarded funds through an annual application process. These projects will address the priorities and goals over the 5-year period.

2. Summary of the objectives and outcomes identified in the Plan

Community Development Block Grant (CDBG) and HOME Investment Partnership Program (HOME) funds will be used over the next five years to address the needs outlined in the Strategic Plan. HUD's objectives guiding the proposed activities are:

- Provide decent affordable housing;
- Create suitable living environments; and
- Create economic opportunities.

The following are the priorities and goals outlined in the Strategic Plan portion of this document. These will guide the investment of CDBG and HOME funds in the City of Bremerton.

While ending homelessness is still a priority in the City, projects that address homelessness will be funded from Homeless Housing Grant funds and will not be a high priority for CDBG and HOME funds. Objectives and strategies to reduce and eliminate homelessness are included in the Kitsap County

Homeless Housing Plan and referenced in the Consolidated Plan. Homeless sections of this plan were completed with information from the Homeless Housing Plan update in 2015.

3. Evaluation of past performance

The City of Bremerton has continued to work collaboratively with Kitsap County to use CDBG and HOME funds in the most efficient way possible. Funds declined significantly over the past five year period, which resulted in fewer people being served in the community. Production of new housing units has slowed and the allocation of funds has resulted in some difficult choices. Although the previous 5-year Strategic Plan anticipated a small decrease in funding levels, the unforeseen federal entitlement program funding cuts resulted in a challenging five year period. However, the City of Bremerton has implemented the strategies of the 2011-2015 Consolidated Plan. Past accomplishments include:

- Provided funding for construction of **45 new units** of rental housing and **14 new units** of homeownership housing;
- Funded the rehabilitation of **447 units** of rental housing;
- Provided **45 homebuyers** with assistance to purchase homes;
- Weatherized and provided minor home repair to **90 households**;
- Provided funds for rehabilitation of **41 single-family homes**;
- Provided food and services to over **8,000 individuals annually**;
- Provided microenterprise and small business development assistance to **491 individuals**; and
- Funded **four** public facilities.

4. Summary of citizen participation process and consultation process

Development of this plan is the result of evaluation of information and data from a variety of sources, including the preparation of a Community Needs Assessment and Housing Market Analysis, consultations with local municipalities and agencies, an online survey, community meetings and public hearings. Homeless sections of the Consolidated Plan were completed with information developed during the update of the Homeless Housing Plan undertaken in 2015. All of the input received from the outreach conducted in 2015 has been considered and incorporated into the priorities and goals for the plan. All public comments received during public comment periods will be addressed and included in the final Consolidated Plan before submission to HUD.

5. Summary of public comments One citizen comment was received during the 15-day open public comment period in August. The comment is that "we need to encourage more business and industry and reduce the requirements on buildings and development. We should work with the state to create tax free zones for light industry. This will create the jobs we need and lift people out of poverty. If we stimulate our economy there will be more tax dollars to take care of the elderly and disabled."

6. Summary of comments or views not accepted and the reasons for not accepting them

All comments and views were accepted

7. Summary

The City of Bremerton's 2016-2020 Consolidated Plan has been prepared to develop a viable community by providing decent housing, a suitable living environment, expanded economic opportunities principally for low and moderate-income persons, and programs that will address homeless and near homeless persons. An approved Citizen Participation Plan was used to gather public comments through public meetings and the consultation process provided additional input. Information gathered from the public, a market analysis, and data provided by HUD was used to identify goals and the activities of this Consolidated Plan.

The Process

PR-05 Lead & Responsible Agencies - 91.200(b)

1. Describe agency/entity responsible for preparing the Consolidated Plan and those responsible for administration of each grant program and funding source

The following are the agencies/entities responsible for preparing the Consolidated Plan and those responsible for administration of each grant program and funding source.

Agency Role	Name	Department/Agency
CDBG Administrator	BREMERTON	Department of Community Development
HOME Administrator	KITSAP COUNTY	Department of Housing and Community Services

Table 1– Responsible Agencies

Narrative

Kitsap County is the lead entity for the Consolidated Plan. The City of Bremerton administers their own CDBG funds and prepares their own Action Plan. The Kitsap County Block Grant Program, as part of the Department of Human Services, is responsible for the administration of County CDBG and HOME funds.

The City of Bremerton administers their CDBG funds and share of HOME funds through the City's Department of Community Development. The Bremerton City Council holds public hearings and provides policy direction for CDBG funds and the City's portion of HOME funds.

Consolidated Plan Public Contact Information

Sarah Achaoui, CDBG Administrator

345 6th Street, Suite 600

Bremerton, WA 98337-1873

Phone: 360-473-5375

Email: sarah.achaoui@ci.bremerton.wa.us

PR-10 Consultation - 91.100, 91.200(b), 91.215(l)

1. Introduction

Information about CDBG and HOME funds, including information about the annual RFP cycle, CAPER, Action Plan and Consolidated Plan, is posted to the City of Bremerton CDBG program website. All subscribers of the City of Bremerton Electronic Notification System receive notice whenever new information is posted to the City of Bremerton website, including notification of public meetings and hearings. Notices of public hearings are also published in the local paper of record. The City encourages involvement by low and moderate income households, minorities and non-English speaking persons, as well as persons with disabilities.

Provide a concise summary of the jurisdiction's activities to enhance coordination between public and assisted housing providers and private and governmental health, mental health and service agencies (91.215(l)).

The City of Bremerton has sought to enhance coordination through participation in the Coordinated Grant Application for use of HOME funds and a portion of the Affordable Housing Grant Funds and Homeless Housing Grant funds are given to agencies operating within the Bremerton City limits. In addition, information and goals from the Homeless Housing Plan have been incorporated into the Consolidated Plan. Input from all area housing providers, health, mental health, and service agencies was sought and included in the formation of goals and priorities for this plan. Because the City is changing the direction of the use of CDBG funds to a more targeted approach there was great effort placed in outreach and transparency to encourage public involvement in every step of the way. The City held public hearings where public testimonial was taken.

The City of Bremerton continues to work with the Bremerton Housing Authority to prioritize housing needs and services, and maximize the use of federal, state and local funds.

Describe coordination with the Continuum of Care and efforts to address the needs of homeless persons (particularly chronically homeless individuals and families, families with children, veterans, and unaccompanied youth) and persons at risk of homelessness

Kitsap County Continuum of Care Coalition (CoCC) is an active and engaged coalition of member agencies serving the needs of the homeless in Kitsap County. The mission of the CoCC is to work together to help homeless individuals and families achieve self-sufficiency. The CoCC meets monthly to discuss and share information on housing, prevention of homelessness, restoration of homeless individuals and families to stable living environments, and to promote community awareness of homelessness through education, legislative advocacy, mutual support and the sharing of resources. The CoCC members work closely with staff from Kitsap County Dept. of Human Services to address issues such as unsheltered homeless and veterans homeless. Staff from the Homeless Housing Grant Program

is actively engaged with the CoCC and member agencies are participating in the Homeless Housing Plan update and priorities for these funds.

Describe consultation with the Continuum(s) of Care that serves the jurisdiction's area in determining how to allocate ESG funds, develop performance standards and evaluate outcomes, and develop funding, policies and procedures for the administration of HMIS

Kitsap County does not receive a direct allocation of ESG funds. Kitsap County is part of the Balance of State and receives ESG through the Balance of State process each year. Kitsap County has fully implemented the Homeless Management Information System (HMIS) including full data sharing. Agencies that receive funding through the Coordinated Grant Application process for homeless projects are required to report in HMIS.

2. Describe Agencies, groups, organizations and others who participated in the process and describe the jurisdictions consultations with housing, social service agencies and other entities

Table 2– Agencies, groups, organizations who participated

1	Agency/Group/Organization	KITSAP COUNTY CONSOLIDATED HOUSING AUTHORITY
	Agency/Group/Organization Type	Housing PHA
	What section of the Plan was addressed by Consultation?	Housing Need Assessment Lead-based Paint Strategy Public Housing Needs Market Analysis
	How was the Agency/Group/Organization consulted and what are the anticipated outcomes of the consultation or areas for improved coordination?	Agency provided narrative and data for the plan.
2	Agency/Group/Organization	Kitsap County Department of Community Development
	Agency/Group/Organization Type	Other government - Local
	What section of the Plan was addressed by Consultation?	Housing Need Assessment Market Analysis
	How was the Agency/Group/Organization consulted and what are the anticipated outcomes of the consultation or areas for improved coordination?	Data and information from the Buildable Lands Analysts and planning staff were used in development of the Consolidated Plan
3	Agency/Group/Organization	Bremerton Housing Authority
	Agency/Group/Organization Type	Housing PHA
	What section of the Plan was addressed by Consultation?	Housing Need Assessment Market Analysis
	How was the Agency/Group/Organization consulted and what are the anticipated outcomes of the consultation or areas for improved coordination?	Agency provided narrative and data for the plan.
4	Agency/Group/Organization	City of Bremerton Department of Community Development
	Agency/Group/Organization Type	Housing
	What section of the Plan was addressed by Consultation?	Market Analysis

	How was the Agency/Group/Organization consulted and what are the anticipated outcomes of the consultation or areas for improved coordination?	Data and information from the Comprehensive plan were used in development of the Consolidated Plan.
5	Agency/Group/Organization	Kitsap County Department of Human Services
	Agency/Group/Organization Type	Services-Elderly Persons Services-Persons with Disabilities Services-homeless Other government - Local
	What section of the Plan was addressed by Consultation?	Housing Need Assessment Non-Homeless Special Needs
	How was the Agency/Group/Organization consulted and what are the anticipated outcomes of the consultation or areas for improved coordination?	Data from existing plans and information from program staff was used in the Needs Assessment.
6	Agency/Group/Organization	Kitsap Continuum of Care Coalition
	Agency/Group/Organization Type	Services-homeless Planning organization
	What section of the Plan was addressed by Consultation?	Housing Need Assessment Homelessness Strategy Homeless Needs - Chronically homeless Homeless Needs - Families with children Homelessness Needs - Veterans Homelessness Needs - Unaccompanied youth Anti-poverty Strategy
	How was the Agency/Group/Organization consulted and what are the anticipated outcomes of the consultation or areas for improved coordination?	Continuum of Care members participated in the update of the Homeless Housing Plan. Information from the plan was included in the Needs Assessment, Market Analysis, and Strategic Plan.
7	Agency/Group/Organization	Kitsap Economic Development Alliance (KEDA)
	Agency/Group/Organization Type	Regional organization
	What section of the Plan was addressed by Consultation?	Economic Development

	How was the Agency/Group/Organization consulted and what are the anticipated outcomes of the consultation or areas for improved coordination?	Agency provided narrative and data for the plan.
8	Agency/Group/Organization	KMHS
	Agency/Group/Organization Type	Health Agency
	What section of the Plan was addressed by Consultation?	Housing Need Assessment Homelessness Strategy Homeless Needs - Chronically homeless Non-Homeless Special Needs
	How was the Agency/Group/Organization consulted and what are the anticipated outcomes of the consultation or areas for improved coordination?	Agency provided narrative and data on the housing and service needs of persons with mental illness and also participated in the update of the Homeless Housing Plan.
9	Agency/Group/Organization	YWCA
	Agency/Group/Organization Type	Housing Services-Victims of Domestic Violence
	What section of the Plan was addressed by Consultation?	Housing Need Assessment Market Analysis
	How was the Agency/Group/Organization consulted and what are the anticipated outcomes of the consultation or areas for improved coordination?	Agency provided data and narrative on the housing and service needs of victims of domestic violence.

Identify any Agency Types not consulted and provide rationale for not consulting

Not Applicable

Other local/regional/state/federal planning efforts considered when preparing the Plan

Name of Plan	Lead Organization	How do the goals of your Strategic Plan overlap with the goals of each plan?
Continuum of Care	Balance of Washington State Continuum of Care	Goals are consistent with Balance of State Continuum of Care goals
Kitsap County Comprehensive Plan	Kitsap County Dept. of Community Development	Goals are consistent with Housing Element of County Comprehensive Plan.

Name of Plan	Lead Organization	How do the goals of your Strategic Plan overlap with the goals of each plan?
City of Bremerton Comprehensive Plan	City of Bremerton Dept. of Community Development	Goals are consistent with elements of the City Comprehensive Plan.
Kitsap Homeless Housing Plan	Kitsap County, Dept. of Human Services	Goals are consistent with goals and strategies of the Homeless Housing Plan.
Kitsap Community Health Priorities-2014	Kitsap Public Health District	Data used in development of the Needs Assessment/Housing Market Analysis.
State of WA Housing Needs Assessment	WA State Affordable Housing Advisory Board	Data used in development of the Needs Assessment/Housing Market Analysis.

Table 3– Other local / regional / federal planning efforts

Describe cooperation and coordination with other public entities, including the State and any adjacent units of general local government, in the implementation of the Consolidated Plan (91.215(I))

Early in the process staff from the City of Bremerton and Kitsap County Block Grant program met with the mayors of Bremerton, Port Orchard, Poulsbo and Bainbridge Island, as well as individually with each commissioner to discuss the Consolidated Planning process, and the needs and priorities in their jurisdictions. Staff also made presentations at regularly scheduled city council meetings for each of the cities. A range of issues were discussed, including the many positive aspects of living in Bremerton and Kitsap County. Some of the common issues and concerns discussed included:

- The homeless population in Kitsap County, particularly street homeless and chronically homeless individuals who are more difficult to serve. The need for emergency overnight shelter and 24-hour access to services and shelter for people in crisis. There was also significant concern expressed over Veterans homelessness.
- The aging population and increasing needs of seniors. The need for a wider range of options to house seniors.
- Funding and/or regulatory incentives for affordable housing as government funding declines. We need to find ways to promote and support construction of affordable housing that meets the needs even at the lowest income levels.
- Economic and community development to improve our existing urban areas.
- Work force development and the need for training targeted at younger workers. The next generation needs more apprenticeship type opportunities.
- Supportive housing for people overcoming substance abuse.
- More affordable housing, particularly rental housing in the north end of the County.
- We need better transportation – improved transit and connections to services.

Informational presentations on the Consolidated Plan and Homeless Housing Plan were made by county staff to the city councils of Port Orchard, Poulsbo and Bainbridge Island. Staff from the City of Bremerton

has made several presentations to Bremerton City Council regarding the goals and priorities in the Consolidated Plan and a more targeted use of city funds.

PR-15 Citizen Participation - 91.401, 91.105, 91.200(c)

1. Summary of citizen participation process/Efforts made to broaden citizen participation Summarize citizen participation process and how it impacted goal-setting

Information from outreach to the community was used to establish the goals and priorities of the Consolidated Plan. As funding has declined it has become even more important to target funds towards the highest priorities in the community. There are many needs, and often competing priorities for funding, so the input of the community was essential in determining the strategic plan priorities.

Survey Results Summary: A community survey was launched on February 20th, 2015 and was open until March 10th, 2015. There were 242 respondents. The survey was announced on the County web site which triggered electronic notification of the survey availability to all subscribers which includes citizens and agencies. The survey was designed to solicit input on challenges and priorities related to affordable housing, economic development and community services and facilities. Survey participants were provided a number of options and asked to rate, high/med./low, their priorities among the choices and explain why they selected their top priorities. When asked what are the top challenges the top 3 responses were: not enough jobs; existing houses are in poor condition; and not enough affordable rental housing. When survey participants were asked to allocate funds between four categories they allocated 32% of the funding towards economic development, 30% towards affordable housing, 22% towards services and 16% towards public facilities.

Community Meeting Summary: A community meeting was held on April 16th. Twenty-three people attended and participated in several activities designed to solicit input. A group discussion was held and participants discussed what makes our community a great place to live; what are the greatest challenges facing our community; and if you could make one change capable of transforming our community what would it be? When asked about challenges our community is facing transportation connectivity, lack of economic diversity/job opportunities, aging infrastructure and housing were mentioned by more than one person. The one change question elicited many different responses with most focused on things to improve and diversify the economy and improve our community like transit oriented development, improved commercial spaces, urban design standards for downtowns, and creative housing options.

When meeting participants were presented with a choice of several strategies and asked to prioritize one in each category for investment of public funds, the following strategies received the most votes:

Economic Development

- Modernization of older commercial buildings
- Classes and training for existing and prospective business owners

Homelessness

- Permanent Supportive Housing
- Rapid Re-housing

Affordable Housing

- Affordable Rental Housing
- More affordable homeowner housing

Public Facilities

- Repairs/upgrades to existing community social service buildings
- Infrastructure improvement/repair in low income areas

Human Services

- Health & Substance Abuse Services
- Self-sufficiency programs (i.e. literacy & financial education)

Citizen Participation Outreach

Sort Order	Mode of Outreach	Target of Outreach	Summary of response/attendance	Summary of comments received	Summary of comments not accepted and reasons	URL (If applicable)
------------	------------------	--------------------	--------------------------------	------------------------------	----------------------------------------------	---------------------

Sort Order	Mode of Outreach	Target of Outreach	Summary of response/attendance	Summary of comments received	Summary of comments not accepted and reasons	URL (If applicable)
2	Newspaper Ad	Non-targeted/broad community	Newspaper article on City's use of CDBG funds to address empty buildings and blighted conditions in the city.	No comments received	N/A	http://www.kitsapsun.com/news/local-news/council-to-vote-on-fixing-bremertons-empty-building-problem_70174437

Sort Order	Mode of Outreach	Target of Outreach	Summary of response/attendance	Summary of comments received	Summary of comments not accepted and reasons	URL (If applicable)
3	Internet Outreach	Non-targeted/broad community	A community survey was launched on February 20th, 2015 and was open until March 10th, 2015. There were 242 respondents. The survey was announced on the County and City of Bremerton web sites which triggered electronic notification of the survey availability to all subscribers which includes citizens and agencies. The survey was designed to solicit input on challenges and priorities related to affordable housing, economic development, and abatement of	See Survey Results Summary in narrative above under 1. Summary of citizen participation process/Efforts made to broaden citizen participation.	All comments were accepted.	

Consolidated Plan

BREMERTON

18

Sort Order	Mode of Outreach	Target of Outreach	Summary of response/attendance	Summary of comments received	Summary of comments not accepted and reasons	URL (If applicable)
4	Public Meeting	Non-targeted/broad community	A community meeting was held on April 16th at the Norm Dicks Government Center in Bremerton. Twenty-three people attended and participated in several activities and discussion designed to solicit input on community priorities.	See summary of Community Meeting in narrative above under 1. Summary of citizen participation process/Efforts made to broaden citizen participation.	All comments were accepted.	

Sort Order	Mode of Outreach	Target of Outreach	Summary of response/attendance	Summary of comments received	Summary of comments not accepted and reasons	URL (If applicable)
5	Public Comment Period	Non-targeted/broad community	A draft of the Strategic Plan, Needs Assessment and Housing Market Analysis portions of the Consolidated Plan was released on August 4th, 2015 for a 15-day written comment period. The draft plan was posted to the County and City of Bremerton web sites which triggered electronic notification of availability. Notice was also published on the County home page.	One citizen comment was received which stated we need to encourage more business and industry, reduce the requirements on buildings and development and create tax free zones for light industry in order to create jobs and lift people out of poverty.	All comments were accepted.	

Sort Order	Mode of Outreach	Target of Outreach	Summary of response/attendance	Summary of comments received	Summary of comments not accepted and reasons	URL (If applicable)
6	Public Hearing	Non-targeted/broad community	2016 Notice of Funding Availability and Policy Plan was published for a 30-day public comment period. A public hearing was held on May 11, 2015 with the Kitsap County Board of Commissioners. This opened the grant application cycle for 2016 funds.	No comments were received.	N/A	

Sort Order	Mode of Outreach	Target of Outreach	Summary of response/attendance	Summary of comments received	Summary of comments not accepted and reasons	URL (If applicable)
7	Public Hearing	Non-targeted/broad community	2016 City of Bremerton Action Plan was published for a 30-day comment period. A public hearing was held on November 18th, 2015 with the Bremerton City Council. Public testimony was taken on the 2016 use of funds and the action plan was adopted by council.	No comments received.	N/A	
8	Public Hearing	Non-targeted/broad community	Public Hearing was held to adopt the 2016 CDBG/HOME Policy Plan.	No comments were received.	N/A	

Table 4– Citizen Participation Outreach

Needs Assessment

NA-05 Overview

Needs Assessment Overview

The overall purpose of the Needs Assessment and Housing Market Analysis is to evaluate the range of needs in the community and identify high priority needs that will be addressed by the Strategic Plan. The Needs Assessment is comprised of data provided by HUD, primarily 2007-2011 CHAS, Census and American Community Survey data as well as data from a number of Kitsap County agencies and Washington State. This section follows HUD's template and does not attempt to evaluate all data available, but is instead focused on the areas of housing, homelessness, economic development, facilities and services, as they relate to low-income and special needs populations.

The City of Bremerton has a total number of housing units of 17,273, of these 14,932 are occupied. The homeowner vacancy rate is 4.2 percent and the rental vacancy rate is 11.4 percent. Of the number of occupied housing units 6,380 are owner-occupied and 8,552 are renter-occupied. The number of households suffering a severe cost burden for housing, meaning that they are paying greater than 50 percent of their median family income for housing including utilities is 11,630. The number of homes with 1 of 4 housing problems is 6,680 of which 4,660 are rentals. There is a strong correlation between low income renters and owners and the housing problems. Of the households paying over 50 percent of their income for housing 3,865 have at least one of four housing problems.

Recent quantifiable changes in Bremerton's housing stock are identifiable in local building permit records. Between 2006 and 2012, Bremerton's demolition activity was approximately 700 units (161 single family and 540 multifamily units) largely due to the redevelopment of Bay Vista (formerly West Park), and expansion of the Olympic College. In that same time period approximately 600 units were constructed (353 single family units and 137 multifamily units). Though there were more demolitions than construction of units, it must be noted that the time period stated above was during the Financial Crisis of 2008. Prior to 2008, the City was receiving about 70 single family permits per year for 2006 and 2007 (at the end of the housing boom). During the recession, financing was difficult to obtain for housing and many jurisdictions saw little or no activity. However, the City continued to get a flow of permits between 2008 and the subsequent years as illustrated in the table.

Population

Source: U.S. Census Bureau, 2000 Census; 2010 Census; 2013 Population Estimates.

	2000 Census	2010 Census	2013 Estimate
Kitsap County	231,969	251,133	253,968
City of Bremerton	37,259	37,729	39,056
City of Bainbridge Island	20,308	23,025	23,196
City of Port Orchard	7,693	11,144	12,959
City of Poulsbo	6,813	9,200	9,509

Race & Ethnicity

Source: U.S. Census Bureau, 2009-2013 American Community Survey 5-Year Estimates

	City of Bremerton	Kitsap County	WA State	US
Race	2013 Estimate	2013 Estimate	2013 Estimate	2013 Estimate
White	74.7%	82.2%	78.5%	74.0%
Black or African American	6.2%	2.8%	3.6%	12.6%
American Indian and/or Alaska Native	2.3%	1.3%	1.4%	.8%
Asian	4.4%	4.7%	7.3%	4.9%
Native Hawaiian & Other Pacific Islander	1.0%	.9%	.6%	.2%
Some Other Race	4.6%	1.8%	3.9%	4.7%
Two or more Races	7.0%	6.3%	4.8%	2.8%
Ethnicity				
Hispanic or Latino (of any race)	10.9%	6.6%	11.5%	16.6%
Not Hispanic or Latino	89.1%	93.4%	88.5%	83.4%

Census Data

Housing Units and Population: Bremerton and Kitsap County				
Source: Washington State Office of Financial Management & U.S. Census of Population and Housing				
	1980	1990	2000	2010
Bremerton				
Population	36,209	38,124 (+5.5%)	37,259 (-2.5%)	37,729
Housing Units	14,960	15,693 (+6%)	16,631 (+6%)	17,273
Households	14,067	14,718 (+5%)	15,085 (+2.5%)	14,932
Persons per Household	2.31	2.34	2.3	2
Kitsap County				
Population	147,152	189,731 (+29%)	231,969 (+22.5%)	251,133
Housing Units	57,327	74,038 (+29%)	92,644 (+25%)	107,367
Households	52,809	69,267 (+31%)	86,416 (+25%)	97,220
Persons per Household	2.6	2.5	2.6	2.5
Bremerton Housing Units issued Permit between 2008-2011				
Source: Kitsap Buildable Lands Report, 2014				
	Year	Housing Units Permitted		
	2008	35		
	2009	48		
	2010	110		
	2011	90		

NA.05

NA-50 Non-Housing Community Development Needs - 91.415, 91.215 (f)

Describe the jurisdiction's need for Public Facilities:

In the City of Bremerton the non-housing community development need is centered on the communities need for jobs. The City has an unemployment rate of 6.5% compared to 5.5% in Washington State, and 5.3% in Kitsap County. The City has chosen to focus its efforts on economic development with the goal of creating and sustaining jobs for its residents. The low/mod percentage is comparatively high with 61% city-wide and 69% within the Downtown Regional Center. The City Council determined that targeting funds in this center which includes a designated blighted area will provide a strategy to come up with a strong economic development and housing focus which will abate these blighted conditions, as well as utilizing limited funds in a way that can provide the best opportunity for leverage. Public facilities will be eligible for funding as long as they are within the target area known as the "Downtown Regional Center." The intention is to focus on capital projects that curb slum and blight, improve public facilities, and invest in economic development.

How were these needs determined?

Needs were evaluated and determined during the outreach and planning process for the Consolidated Plan.

Describe the jurisdiction's need for Public Improvements:

In the City of Bremerton there is an emphasis in utilizing funds in a Downtown Regional Center. Within this center there is a need for public improvement, especially improved streetscapes along 4th avenue between Pacific and Washington. This area is a low-mod area and could greatly benefit from Public Improvements.

How were these needs determined?

Needs were evaluated during the outreach and planning process for this Consolidated Plan. The City of Bremerton held a series of "Community Conversation" events where staff could hear input from the public on the need of the city and direction of the CDBG/HOME programs.

Describe the jurisdiction's need for Public Services:

For this consolidated plan time period the City of Bremerton has decided to not fund public services. While they are still a priority we believe the gap can be filled by the Homeless Housing Grant funds. The City of Bremerton has a high priority of focusing on economic development and affordable housing. The City anticipated resuming the 15% allocation for public services in the next consolidated plan time period.

Bremerton is struggling with youth and family homelessness. Bremerton's homeless student population is the highest of all Kitsap and North Mason districts, according to the State Office of the Superintendent of Public Instruction. There were 423 students who lacked stable housing in the 2014-15 school year, up from 271 the year before. The portion of homeless students in Bremerton schools - 8.4 percent of roughly 5,000 enrolled is more than twice the state's 3.3 percent.

How were these needs determined?

Needs were evaluated and determined using data, public hearings, consultations with service providers and public outreach.

Housing Market Analysis

MA-05 Overview

Housing Market Analysis Overview:

The City of Bremerton has the largest inventory of aging housing in the County. In the City of Bremerton 77.3% of housing units were built before 1980 and 22.4% were built in 1939 or earlier. In the City of Bremerton rehabilitation of the aging housing stock is a high need. Over three-quarters of the housing units were built before 1980, nearly one-quarter before WWII. Many of these housing units are solidly built and structurally sound but in need of energy efficiency improvements and upgrades to preserve them for the long term.

The older age of Bremerton's housing stock, with an associated increased cost for maintenance, has an impact on the conditions of housing particularly in common deference of maintenance as homes approach obsolescence in today's market for homeowners. Based on the 2010 Census, the City of Bremerton has a high rental to owner occupant rate, 57.5% of Bremerton residents rent to 42.5% buyers. Single-family owner units are available at relatively low prices, but the demand isn't there because of this need for extensive and expensive renovation in many of the structures, as well as stricter loan standards and higher down payment requirements which limit the number of potential buyers. More affluent buyers will tend to favor newer construction, in other more attractive parts of the City or even tthe County. The rental market is stronger because of the transient nature of the community which creates an increased demand, especially for more modern or better kept buildings. Rents tend to increase, even for poorer buildings, exacerbating the cost burden issue for low-income households. Landlords are often unable to make costly repairs to their rental units thereby creating unsafe and a lower quality of housing for some low-income households as well.

Older homes may also present health hazards due to their potential to contain lead-based paint and/or asbestos. Many of these older housing units require some degree to bring them to current, acceptable building standards. Aging housing is also important in regards to renter-occupied units. When renters occupy older housing, housing quality and occupant safety concerns become more of an issue because many of the owners may not have much of an incentive to invest time and money into maintenance and improvements. Thus, over time rental units begin to deteriorate and suffer from deferred maintenance.

Geographic analysis shows that the concentration of older housing stock overlaps with a concentration of low to moderate income families. Areas which have a greater than 51% concentration of low and moderate income persons are located in a higher percentage primarily in West Bremerton, and a slightly lower percentage in East Bremerton. Housing units built before 1978, also concentrated primarily in West Bremerton are more likely to contain lead-based paint and are more likely in need of major repair. Yet, these houses are occupied by families least likely to have the financial means to correct either

potential lead hazards or to make all other needed repairs. The City's low/moderate Census Tracts are all in need of reinvestment through owner and rental housing rehabilitation.

MA-45 Non-Housing Community Development Assets - 91.410, 91.210(f)

Introduction

As of June 2014, the civilian labor force in Bremerton stood at 15,433 and the city unemployment rate was 7.2 percent compared to 8.7 percent in June 2013. As of April 2015 the City unemployment rate was 6.5%. Job numbers are starting to rebound, but have yet to make up for losses occurring from 2007 to 2014. There were 2,450 companies operating within the City of Bremerton.

There were 84,800 nonfarm jobs in the county in June 2014, this figure reflects a net loss of approximately 3,200 jobs since June 2007. The main component of the City of Bremerton's employment is Puget Sound Naval Shipyard. There are approximately 13,000 civilian and active duty employees working for the Puget Sound Naval Shipyard.

Economic Development Market Analysis

Business Activity

Business by Sector	Number of Workers	Number of Jobs	Share of Workers %	Share of Jobs %	Jobs less workers %
Agriculture, Mining, Oil & Gas Extraction	25	24	0	0	0
Arts, Entertainment, Accommodations	1,367	1,428	15	12	-3
Construction	437	342	5	3	-2
Education and Health Care Services	2,257	5,470	25	45	20
Finance, Insurance, and Real Estate	541	595	6	5	-1
Information	229	319	3	3	0
Manufacturing	482	163	5	1	-4
Other Services	726	728	8	6	-2
Professional, Scientific, Management Services	748	814	8	7	-1
Public Administration	0	0	0	0	0
Retail Trade	1,377	1,655	16	13	-3

Business by Sector	Number of Workers	Number of Jobs	Share of Workers %	Share of Jobs %	Jobs less workers %
Transportation and Warehousing	294	329	3	3	0
Wholesale Trade	370	407	4	3	-1
Total	8,853	12,274	--	--	--

Table 5 - Business Activity

Data Source: 2007-2011 ACS (Workers), 2011 Longitudinal Employer-Household Dynamics (Jobs)

Labor Force

Total Population in the Civilian Labor Force	16,942
Civilian Employed Population 16 years and over	14,624
Unemployment Rate	13.68
Unemployment Rate for Ages 16-24	38.29
Unemployment Rate for Ages 25-65	7.25

Table 6 - Labor Force

Data Source: 2007-2011 ACS

Occupations by Sector	Number of People
Management, business and financial	2,987
Farming, fisheries and forestry occupations	802
Service	1,837
Sales and office	3,295
Construction, extraction, maintenance and repair	1,580
Production, transportation and material moving	899

Table 7 – Occupations by Sector

Data Source: 2007-2011 ACS

Travel Time

Travel Time	Number	Percentage
< 30 Minutes	10,776	69%
30-59 Minutes	3,237	21%
60 or More Minutes	1,647	11%
Total	15,660	100%

Table 8 - Travel Time

Data Source: 2007-2011 ACS

Education:

Educational Attainment by Employment Status (Population 16 and Older)

Educational Attainment	In Labor Force		Not in Labor Force
	Civilian Employed	Unemployed	
Less than high school graduate	845	143	702
High school graduate (includes equivalency)	3,073	295	1,533
Some college or Associate's degree	5,340	829	2,262
Bachelor's degree or higher	2,566	155	623

Table 9 - Educational Attainment by Employment Status

Data Source: 2007-2011 ACS

Educational Attainment by Age

	Age				
	18-24 yrs	25-34 yrs	35-44 yrs	45-65 yrs	65+ yrs
Less than 9th grade	249	334	69	236	127
9th to 12th grade, no diploma	825	541	161	356	485

	Age				
	18–24 yrs	25–34 yrs	35–44 yrs	45–65 yrs	65+ yrs
High school graduate, GED, or alternative	2,306	1,552	1,081	2,408	1,274
Some college, no degree	2,661	2,239	1,568	2,851	1,041
Associate's degree	215	754	581	1,209	303
Bachelor's degree	145	904	452	1,150	481
Graduate or professional degree	13	296	278	602	503

Table 10 - Educational Attainment by Age

Data Source: 2007-2011 ACS

Educational Attainment – Median Earnings in the Past 12 Months

Educational Attainment	Median Earnings in the Past 12 Months
Less than high school graduate	14,859
High school graduate (includes equivalency)	22,532
Some college or Associate's degree	31,223
Bachelor's degree	43,077
Graduate or professional degree	55,497

Table 11 – Median Earnings in the Past 12 Months

Data Source: 2007-2011 ACS

Based on the Business Activity table above, what are the major employment sectors within your jurisdiction?

- Education and Health Care Services
- Retail Trade
- Arts, Entertainment, Accommodations
- Professional, Scientific and Management services

What is not included in Table 45 – Business Activity, is the large number of defense related jobs in Kitsap County. Information from Naval Base Kitsap, 2014 numbers for employment were:

- 8,700 military (active duty)
- 16,000 civilian

These numbers do not include government contractors. The civilian work force includes many professional and management workers employed at Puget Sound Naval Shipyard, Naval Submarine Base Bangor and Naval Undersea Warfare Center.

Describe the workforce and infrastructure needs of the business community:

Workforce Needs:

As with most areas with technology related jobs, tech workers are needed. Healthcare managers cite the need for technology skills paired with medical skills to meet many of the digital healthcare requirements. The skilled trades shortage impacts all communities with a manufacturing presence. The addition of two large (and well paying) magnets for that workforce – Puget Sound Naval Shipyard and Boeing – in our region make that shortage even more pronounced at times for manufacturers and defense contractors. The growth of the healthcare industry will continue to bring healthcare workforce needs. The numbers and types of workers will evolve as the industry evolves across the board, all managers and business owners cite a need for a workforce with strong community skills, strong work ethics and ability to work as a team member.

Infrastructure Needs:

Business Parks currently do not have natural gas or sewer connections. The largest Greenfield site in the region (Puget Sound Industrial Center – Bremerton) is 3,400 acres zoned for manufacturing under a master plan. Currently, access to infrastructure is more available on the Port of Bremerton (publicly owned) leasable parcels. The privately owned parcels have some of the infrastructure, but not all. Broadband and fiber optic connections are still a challenge for more rural parts of the county.

Describe any major changes that may have an economic impact, such as planned local or regional public or private sector investments or initiatives that have affected or may affect job and business growth opportunities during the planning period. Describe any needs for workforce development, business support or infrastructure these changes may create.

- CHI Harrison Medical Center has announced relocation of their Bremerton campus to their Silverdale Campus. It is anticipated that Silverdale will be the healthcare hub for the county, with other healthcare providers moving closer to the new and expanded hospital.
- The Trails at Silverdale is a 30 acre retail project at the entrance to Silverdale. This project will contain 200,000 SF of retail space.
- Two major contracts at Naval Base Kitsap have changed. Multiple Ship Maintenance and Operations changed from Vigor to General Dynamics in 2014. This will require establishing new relationships for small businesses as subcontractors. Chugach took over the West Sound (Kitsap) Base Operating and Service Contract in 2014 from EJB. Again, this will require small business to establish new subcontracting relationships.
- Anticipated transportation funding would bring new ferries to the system (for commuters) and some minor road changes in the county.
- The Port of Bremerton continues to seek funding to finish the connector road between Hwy 3 and Lake Flora Road, making the privately owned parcels of the Puget Sound Industrial Center – Bremerton more accessible to workers in South Kitsap. It also creates an access point for other infrastructure needs.
- Several housing projects in Poulsbo are in permit status to create an additional 700 units.

Needs:

- The healthcare industry will continue to grow, requiring additional healthcare workers.
- A new retail center will create many new retail and service positions in a community already saturated with retail workers.
- Housing projects will create the need for construction worker in all trades; it is possible that during the recession some of those workers may have retrained for other skilled trades positions in manufacturing.
- There will be increased traffic in Silverdale with additional healthcare offerings.

How do the skills and education of the current workforce correspond to employment opportunities in the jurisdiction?

In reviewing the top “hard skills” needed by employers, two are based on both experience and training – quality assurance and quality control. These are often required for large federal defense contracts and are proving difficult to fill. The majority on the list are tech related, services related and healthcare related. Related to skills are the ability to obtain access and clearance on Naval Base Kitsap, which requires US Citizenship and no criminal history. More healthcare and technology training is needed to meet the future needs.

Describe any current workforce training initiatives, including those supported by Workforce Investment Boards, community colleges and other organizations. Describe how these efforts will support the jurisdiction's Consolidated Plan.

- Olympic College is part of Air Washington, a consortium of community and technical colleges providing aerospace workforce skills. Many of those skills cross over into other manufacturing scenarios.
- Olympic College offers BAS (Bachelor of Applied Science) of Nursing Degree. Additionally, they offer certificates in Medical Assisting, Medical Billing, Medical Receptionist, Nursing Assistant, Pharmacy Technician, Polysomnography Technology, Chemical Dependency and Practical Nursing.
- Olympic College has several certificate programs supporting technology: Applications Server; CIS Basic and CIS Core; Electronics; IT Project Management Essentials; Information Systems Security; Open Source Systems; Software Application Development; Technical Design – GIS and Web Client Side Development.
- Certificate offerings from Olympic College in skilled trades: Advanced Manufacturing Composites, Composites Manufacturing Technology; Manufacturing Technology; Welding Technology Proficiency and Welding Technology Specialization.
- Olympic also has certificate programs supporting professional services, business and retail.
- Olympic College recently added a BAS in Information Systems
- In collaboration with Western Washington University at Olympic College, the following degrees are available in Kitsap County: Business Administration, BA; Environmental Policy, BA; Environmental Science, BS; Human Services, BA; Elementary Teacher Education, BAE and Certification.
- In partnership with Washington State University, Kitsap students can obtain a Bachelor of Science in Mechanical Engineering from WSU
- Everest College in Bremerton provides healthcare training with diplomas in dental assistant, massage therapy, medical administrative assistant, medical assistant and pharmacy technician.
- Many of the retired and separated military workforce remain in the area with a diverse and skilled training background.
- The Olympic Workforce Development Council is working to provide timely training with input from the WIOA guidelines.

Does your jurisdiction participate in a Comprehensive Economic Development Strategy (CEDS)?

Yes

If so, what economic development initiatives are you undertaking that may be coordinated with the Consolidated Plan? If not, describe other local/regional plans or initiatives that impact economic growth.

Kitsap is part of the Puget Sound Economic Development District administered by the Puget Sound Regional Council.

Discussion

Bremerton is included in the Kitsap County region covered by the Kitsap Economic Development Alliance (KEDA), a public/private nonprofit partnership focused on attracting and retaining businesses in the Kitsap region. Kitsap County ranks high in what KEDA calls essential economic development indicators. These indicators include education attainment and skilled work force; development of intellectual property; per capita economic output; and median household incomes.

Kitsap has the advantage of multi-modal access to wider business markets (Seattle, Tacoma) - close proximity to rail, deep water ports, airfields, and the interstate highway system with uncongested traffic areas.

Naval Base Kitsap is a large employer within Kitsap County and greatly impacts Bremerton. Naval Base Kitsap is comprised of multiple facilities and locations, including NBK-Bremerton. Naval Base Kitsap has an annual payroll of approximately \$2.3 billion. Protection of the integrity of these bases is critical to national security and the region's economy.

Military and civilian personnel both contribute to the local economy. Spending generates local business revenues, which supports additional jobs and wages as well as sales and business and occupation taxes for the state, county and local municipalities. A substantial portion of employment in Kitsap County is federal contracted employees, with many of these jobs located in Bremerton.

- 13,600 of 22,400 government jobs in the county are located in Bremerton.

- Naval Base Kitsap currently employs roughly 14,000 civilian personnel, up from a reported 13,661 in 2011, according to the Puget Sound Regional Council.
- 65 percent of federal employees in Kitsap County are employed by Naval Base Kitsap.
- More recently (2013-2014), hiring at the Puget Sound Naval Shipyard and Intermediate Maintenance Facility in Bremerton as resulted in approximately 1,800 additional jobs.

MA-50 Needs and Market Analysis Discussion

Are there areas where households with multiple housing problems are concentrated? (include a definition of "concentration")

The primary housing problem in Bremerton is housing cost burden. The problems of overcrowding and lack of kitchen or plumbing facilities are small.

Geographic analysis shows that the concentration of older housing stock overlaps with a concentration of low to moderate income families. Areas which have a greater than 51% concentration of low and moderate income persons are located in a higher percentage primarily in West Bremerton, and a slightly lower percentage in East Bremerton. Housing units built before 1978, also concentrated primarily in West Bremerton are more likely to contain lead-based paint and are more likely in need of major repair. Yet, these houses are occupied by families least likely to have the financial means to correct either potential lead hazards or make all other needed repairs. The City's low/mod Census Tracts are all in need of reinvestment through owner and rental housing rehabilitation.

The City of Bremerton has a high rental to owner occupant rate (60% renters to 40% buyers). Single-family owner units are available at relatively low prices, but the demand isn't there because of this need for extensive and expensive renovation in many of the structures, as well as stricter loan standards and higher down payment requirements which limit the number of potential buyers. More affluent buyers will tend to favor newer construction, in other more attractive parts of the City or even the County. The rental market is stronger because of the transient nature of the community which creates an increased demand, especially for more modern or better kept buildings. Rents tend to increase, even for poorer buildings, exacerbating the cost burden issue for low-income households. Landlords are often unable to make costly repairs to their rental units thereby creating unsafe and a lower quality of housing for some low-income households as well.

Are there any areas in the jurisdiction where racial or ethnic minorities or low-income families are concentrated? (include a definition of "concentration")

HUD has generated a series of standards that can be used to determine if a Census Block Group has a minority concentration or a concentration of low-income households. To determine if a low-income concentration exists, the Area Median Income of a Block Group must be below 50% of the Area Median Income for the Metropolitan Statistical Area (MSA). In 2015 the median income for the Bremerton-Silverdale MSA is \$74,600. Therefore, a Block Group with a median income of less than \$37,300 would be considered to have a concentration of low-income households. In Kitsap County the majority of census block groups that meet this criteria are located in Bremerton. While the City of Bremerton has block groups with a high concentration of poverty, the City does not have particular block groups with high minority populations.

Under the HUD definition, an area is considered to have a high concentration of minority persons if the percentage of households in a particular racial or ethnic minority group in a Block Group or Groups is at least 20 percentage points higher than the percentage of that minority group for the MSA. Race and ethnicity data was reviewed for each of the census block groups in Bremerton and Kitsap County and no census block group had a minority concentration.

What are the characteristics of the market in these areas/neighborhoods?

The City of Bremerton has 10 Census Tracts with over 50% of the population low/moderate income. These neighborhoods are centered around the downtown core extending out to West Bremerton, as well as across the water in East Bremerton. The highest percentage of low/moderate income population is census tract 812 which is near the downtown core with 95% LMI. The housing stock in these neighborhoods is older and the rental rates are high. The percentage of cost-burdened households in these areas is also high.

The City of Bremerton used to be able to operate a home repair loan program. Because of staffing cuts and funding shortfalls the City is unable to operate this program. Kitsap Community resources' weatherization program was awarded CDBG funds for the 2016 program year however they are limited to the CDBG target area. Because of this there is a large unmet need for low-income homeowners to access resources to make necessary improvements to their homes.

Are there any community assets in these areas/neighborhoods?

There are many community assets in the downtown/residential core NRSA including well established, older neighborhoods, attractive City Parks, access to the waterfront, investment in revitalization of the downtown core, capable and willing community partners, and a targeted City investment of its CDBG resources.

Are there other strategic opportunities in any of these areas? Over the past few years, downtown Bremerton redevelopment has been encouraged and is on the rise due to the creation of new housing units downtown. The City's focus on directing CDBG funds towards this target area, and with the establishment of an NRSA the City hopes to create mixed income developments by leveraging demand for market rate housing in the area with the demand for affordable housing representing a strategic opportunity for Bremerton.

The downtown/residential core NRSA encompasses census tract 805 which has 72% LMI. This area is also where the city plans on investing a large percentage of its CDBG allocation for the next 5 years.

Strategic Plan

SP-05 Overview

Strategic Plan Overview

The City of Bremerton's Strategic Plan for the Consolidated Plan period from January 1, 2016 through December 31, 2020 sets forth the City's priorities for expenditure of available Community Development Block Grant Funds (CDBG and HOME). Priorities are based on the needs assessment, and address geographic priorities and priority needs. The strategic plan addresses HUD's goal to provide decent housing, a suitable living environment, and expand economic opportunity.

Bremerton's Strategic Plan is centered on its most pressing need: providing economic development and opportunity. By addressing concentrated areas of urban blight and deteriorating housing stock, Bremerton will be able to provide a sustainably healthy economic environment where a suitable living environment and decent, affordable housing opportunities are the norm.

The City will target its funds in a specific target area which includes its downtown. The City has also renewed its designation of a portion of the downtown core as a slum and blight zone. The City intends to utilize its funding to abate slum and blight conditions, provide economic development and affordable, suitable housing in the target area.

The City's priorities for use of CDBG funds will remain the same throughout the 5 year consolidated plan time period. The City has designated two target areas for prioritization of use of funds. One area is targeted for capital projects, while the other is designated as Slum and Blight. 55% of funds will go towards housing and economic development projects in the City designated target area. Within this target area there are 72% low and moderate income families. 10% of funds will go towards the slum and blight zone, and 15% will be available for Economic Development City-wide. The percentages for dedication of use of funds will be reassessed per year and may change however the target areas and priorities will stay the same.

The City of Bremerton will utilize HOME funds for improving and preserving affordable housing. 15% will continue to be set aside for CHDO projects.

City of Bremerton will award its CDBG funding through a Request for Proposal process, the City's HOME funds will be awarded through Kitsap County's Consolidated Grant Process. Through this process the City is able to ensure that the specific needs and objectives detailed in the Consolidated Plan.

City of Bremerton Strategic Plan Priorities

- Revitalize targeted neighborhoods;
- Improve and preserve affordable homeownership housing;

- Expand economic opportunities for very-low and low-income Bremerton residents;
- Abate Slum and Blight conditions downtown; Increase homeownership opportunities for low to moderate income Bremerton residents.

SP-10 Geographic Priorities - 91.415, 91.215(a)(1)

Geographic Area

Table 12 - Geographic Priority Areas

1	Area Name:	CDBG Target Area
	Area Type:	Local Target area
	Other Target Area Description:	
	HUD Approval Date:	
	% of Low/ Mod:	
	Revital Type:	Comprehensive
	Other Revital Description:	
	Identify the neighborhood boundaries for this target area.	The boundaries of this area include Fountain Park to the south and Evergreen Rotary Park to the North. Washington Avenue to the East, and Chester/Warren Avenue to the West. Within this target area is a designated blight zone. This area matches the Downtown/Residential Core NRSA.
	Include specific housing and commercial characteristics of this target area.	<p>There are two significant multifamily residential housing developments recently completed and soon to be completed in this area. Both of these developments are taking advantage of the Bremerton Multifamily tax exemption program which allows 20% of the units to be available to low/moderate income renters. Within the residential neighborhood there are a large number of older homes in need of substantial repair. There is an expected 200 housing units expected to come online within the next 5 years in this area. There is also expected to be a resurgence of commercial redevelopment in the downtown core.</p> <p>The total number of housing units in this area is 1,614. The percentage of owner-occupied housing units is 32.6% and the percentage of renter-occupied housing units is 67.4%. The majority of these homes are older with a median age of structure for renter-occupied units is 1940 with 65% of both rental and owner-occupied homes built in 1949 or earlier.</p>

	How did your consultation and citizen participation process help you to identify this neighborhood as a target area?	The City underwent an extensive public process to designate this area as the CDBG target area. This process began in 2014 with a series of community meetings and outreach events. This plan was adopted by Bremerton City Council in June of 2015.
	Identify the needs in this target area.	Economic opportunities to help bring people out of poverty, resources for revitalizing the downtown core, stimulate economic development activities and facilitate the growth of business, provide resources to assist homeowners and renters to gain safe and suitable housing.
	What are the opportunities for improvement in this target area?	Facilitate the growth of business, provide sanitary safe decent and affordable housing, community development and improvement, removal of blight conditions.
	Are there barriers to improvement in this target area?	Vacant buildings, reluctant property owners, large square footage and odd layout of these buildings. Lack of access to capital for commercial redevelopment.
2	Area Name:	Downtown Bremerton Blight Zone
	Area Type:	Local Target area
	Other Target Area Description:	
	HUD Approval Date:	
	% of Low/ Mod:	
	Revital Type:	Comprehensive
	Other Revital Description:	
	Identify the neighborhood boundaries for this target area.	6th street between Chester and Washington to Fountain Park
	Include specific housing and commercial characteristics of this target area.	There is a significantly large number of vacant and dilapidated buildings in this area (80%). It is difficult to access capital to develop commercial space in this area because of the high rate of commercial vacancy.
	How did your consultation and citizen participation process help you to identify this neighborhood as a target area?	This area has been a designated blight zone since 1977. It's designation as a blight zone was renewed in 2015.
	Identify the needs in this target area.	Commercial redevelopment, creation of housing units, public facility improvement.

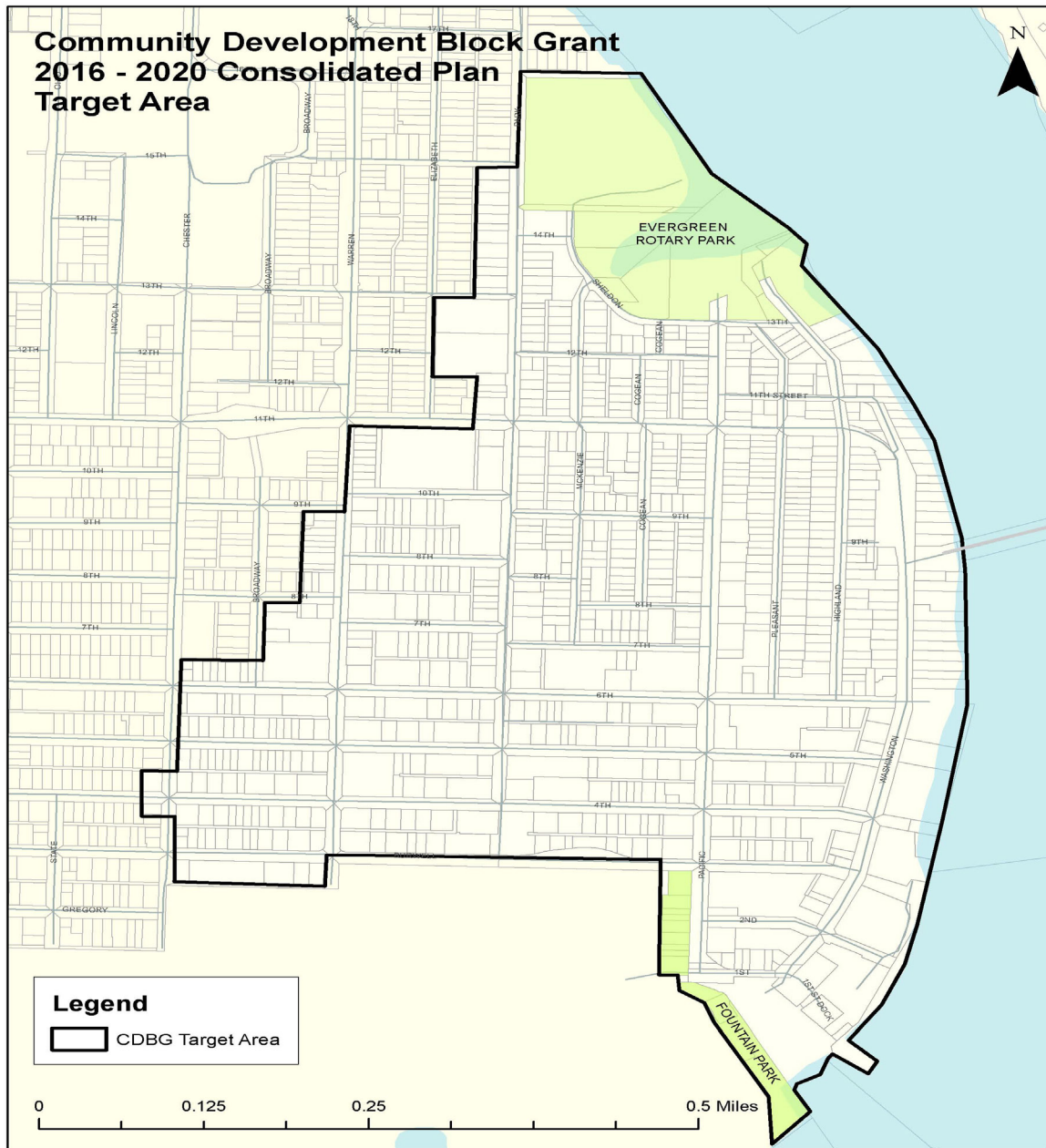
	What are the opportunities for improvement in this target area?	Large number of vacant buildings, willing and motivated citizen group.
	Are there barriers to improvement in this target area?	Reluctant property owners, lack of access to capital.
3	Area Name:	Downtown/Residential core NRSA
	Area Type:	Local Target area
	Other Target Area Description:	
	HUD Approval Date:	
	% of Low/ Mod:	
	Revital Type:	Comprehensive
	Other Revital Description:	
	Identify the neighborhood boundaries for this target area.	<p>The boundaries of the NRSA include fountain park to the south and Evergreen Rotary park to the north. Washington Avenue to the East, and Chester/Warren avenue to the West. Within this target area is a designated blight zone. The area defined as the downtown/residential core NRSA matches the area outlined as the Downtown Regional Center in the Sub Area Plan released by the City of Bremerton in 2007. This plan outlines the City's goals and strategies for redevelopment in the downtown/residential core NRSA.</p> <p>Please see the full NRSA in the Grantee Unique Appendices.</p>

Include specific housing and commercial characteristics of this target area.	Bremerton has very older residential neighborhoods and many homes are in need of substantial repair. The median year that housing units were built in the City of Bremerton is 1958. Increasing housing costs and a low-income population hinder the overall ability of residents to afford housing within the City. Housing affordability is very low in Bremerton with a high percentage of people paying 35% or more towards housing costs. A large percentage of Bremerton residents also rent as reflected in the percentage of renters (60%) to homeowners (40%). The overall median income in the City of Bremerton is \$43,183 which is much lower than that of both Kitsap County \$62,413 (2013) and Washington State, \$53,046. A full housing and commercial analysis can be found in the Grantee Unique Appendices.
How did your consultation and citizen participation process help you to identify this neighborhood as a target area?	Because the City is changing its strategy in utilizing its CDBG allocation citizen consultation and participation was critical in this process. The entire process is outlined in the Community Consultation portion of the NRSA in the Grantee Unique Appendices.
Identify the needs in this target area.	Please see the NRSA in the Grantee Unique Appendices.
What are the opportunities for improvement in this target area?	Please see the Economic Empowerment Plan in the NRSA in the Grantee Unique Appendices.
Are there barriers to improvement in this target area?	Vacant buildings, reluctant property owners and large square footage in these buildings. There is a lack of incentive for property owners to portion the spaces out for commercial space.

General Allocation Priorities

Describe the basis for allocating investments geographically within the state

The City of Bremerton realizes the needs and the impact of a targeted use of funds and because the downtown core is a designated regional growth center with a low/mod population.



CDBG target area



Downtown Residential Core NRSA

SP-25 Priority Needs - 91.415, 91.215(a)(2)

Priority Needs

Table 13 – Priority Needs Summary

1	Priority Need Name	Economic Development
	Priority Level	High
	Population	Extremely Low Low Moderate Non-housing Community Development
	Geographic Areas Affected	Downtown Bremerton Blight Zone Downtown/Residential core NRSA CDBG Target Area
	Associated Goals	Increase economic opportunities Economic Development-City Wide
	Description	Bremerton is a low-income City with few living-wage jobs outside the Navy and military associated industries. Bremerton is also home to a blighted, historic downtown core. CDBG funds will be prioritized to addressing blight in this target area, and furthering economic opportunity through innovative programs aimed at job creation and small business entrepreneur support.
	Basis for Relative Priority	Unemployment rate from the City of Bremerton as of April 2015 is 6.5%, higher than Kitsap County as a whole (5.3%) and the State of Washington (5.5%). The City also has a commercial vacancy rate of 15% in the downtown area. By increasing economic opportunities for low-income residents of the City, through increasing business opportunities, the City hopes to abate slum and blight conditions as well as decrease the commercial vacancy rate. In the 2015 Point in Time count 35% of the respondents listed employment as the cause of homelessness
2	Priority Need Name	Abatement of Blight Conditions Downtown
	Priority Level	High
	Population	Extremely Low Low Moderate Non-housing Community Development

	Geographic Areas Affected	Downtown Bremerton Blight Zone
	Associated Goals	Abate Blight Conditions
	Description	The downtown core has been designated as slum and blight since the 1970's. 89% of buildings are either vacant, deteriorating, or have depreciated in value. It is critical to target funds and efforts to abating these conditions and creating economic opportunities as well as affordable housing available to benefit all City of Bremerton residents.
	Basis for Relative Priority	For four decades the City of Bremerton's historic downtown core has been designated as a blight zone. Many of these buildings are vacant, in deteriorating condition or have depreciated in value. By focusing its efforts in this target zone, the City hopes to increase economic opportunities and create affordable housing benefitting all Bremerton residents.
3	Priority Need Name	Affordable Housing
	Priority Level	High
	Population	Extremely Low Low Moderate Large Families Families with Children Elderly Elderly Frail Elderly Persons with Mental Disabilities Persons with Physical Disabilities Persons with Developmental Disabilities Persons with Alcohol or Other Addictions Persons with HIV/AIDS and their Families Victims of Domestic Violence
	Geographic Areas Affected	Downtown/Residential core NRSA CDBG Target Area
	Associated Goals	Preserve and Increase Affordable Housing

	Description	Bremerton is an old city, and most of its housing stock is aging and deteriorating. However, these solid, pre-WWII homes are diamonds in the rough, located in walkable neighborhoods, close to schools and amenities, and with careful rehab, very suitable starter homes for lower income residents. However resources for rehab are limited and many homeowners cannot afford these costly repairs. It is becoming too costly for homeowners to purchase and rehab these homes.
	Basis for Relative Priority	60% of Bremerton residents rent. With the Navy presence, Bremerton will always have a higher-than-average rental rate, but with efforts to improve the housing stock, we can attract new homeownership to our city. The City will primarily use HOME funds for homeownership initiatives. Over three-quarters of the housing units were built before 1980, nearly one-quarter before WWII. These aging units typically have more issues related to upkeep than buildings built more recently. As home maintenance and improvement projects are necessary with older housing, more residents will be faced with increasing housing costs, which hinder the overall ability of residents to afford housing in these jurisdictions over time. Also, many of these older homes lack energy efficiency. This poses two problems: environmental concerns and higher utility costs for occupants. Older homes may also present health hazards due to their potential to contain lead-based paint and/or asbestos. Many of these older housing units require some degree to bring them to current, acceptable building standards. Aging housing is also important in regards to renter-occupied units. When renters occupy older housing, housing quality and occupant safety concerns become more of an issue because many of the owners may not have much of an incentive to invest time and money into maintenance and improvements. Thus, over time rental units begin to deteriorate and suffer from deferred maintenance.
4	Priority Need Name	Public Facilities
	Priority Level	Low
	Population	Extremely Low Low Moderate Large Families Families with Children Elderly Public Housing Residents Non-housing Community Development

	Geographic Areas Affected	Downtown Bremerton Blight Zone Downtown/Residential core NRSA CDBG Target Area
	Associated Goals	Public Facilities-City
	Description	The City of Bremerton will look for public facility projects which serve the target area and surrounding residential areas to better the streetscapes, improve public parks, or establish community facilities.
	Basis for Relative Priority	City of Bremerton's street and park maintenance budgets are shrinking while infrastructure maintenance needs are increasing. The City hopes to implement the redevelopment of streetscapes with street furnishing, improved lighting, and increased accessibility as well as improve the city's public parks in the target area.

Narrative (Optional)

City of Bremerton will utilize funds to address "high" priorities.

SP-35 Anticipated Resources - 91.420(b), 91.215(a)(4), 91.220(c)(1,2)

Introduction

Kitsap County the City of Bremerton together formed a consortium for Home Investment Partnership (HOME) funds from HUD. The County is the lead agency responsible for administration of HOME funds. The City's share of the Consortium's HOME allocation will be released when HUD releases the Consortia Percentage Reports. Once that is recieved the City of Bremerton will have a confirmed amount in federal housing funding available for the 2016 program year under the HOME program. The funding amount will be provided by HUD and will include program income (\$7,480). The City of Bremerton receives a direct allocation of CDBG funds from HUD and is responsible for administration of their funds. Funds each year are allocated based on priority needs described in the Consolidated Plan and all projects funded must meet the objectives and strategies in the plan. In 2016 the City will receive \$417,438 in federal housing and community development funding under the CDBG program for the program year. The funding level has been confirmed by HUD.

The City has \$17,495.07 in prior year resources, \$16,250.90 from 2014 and \$1,244.17 from 2015.

Anticipated Resources

Program	Source of Funds	Uses of Funds	Expected Amount Available Year 1				Expected Amount Available Reminder of ConPlan \$	Narrative Description
			Annual Allocation: \$	Program Income: \$	Prior Year Resources: \$	Total: \$		
CDBG	public - federal	Acquisition Admin and Planning Economic Development Housing Public Improvements Public Services	417,438	0	17,495	434,933	1,669,752	The City of Bremerton will release Request for Funding Proposals based on the City's geographic priorities of the Downtown Residential Target area, the Slum and Blight target area, or for Economic Development in the City as a whole. RFP's will also focus on the City's priorities of use of funds which include: economic development, housing, public facilities, and abatement of slum and blight. The City strongly encourages applicants to leverage funds from other resources including State resources, private resources, or other public resources.

Table 14 - Anticipated Resources

Explain how federal funds will leverage those additional resources (private, state and local funds), including a description of how matching requirements will be satisfied

At the time of application, all applicants for CDBG or HOME funds must submit a Sources of Funding form to indicate what other funding is expected to be used for the project. All HOME projects must indicate what they will use as match for their project. When a written agreement is executed for projects awarded CDBG or HOME funds, agencies must update the sources of funding and provide a detailed budget to show how expected funds will be used. For HOME funded projects, documentation of commitment for all other funding in the project is required before funds are committed and a written agreement is executed.

In addition to these resources the jurisdiction expects other federal, state and local resources will be available to address the needs identified in the Consolidated Plan. No Section 8 funds are made directly available to the City of Bremerton, Section 8 assistance is administered by the Bremerton Housing Authority and Kitsap County Consolidated Housing Authority (dba Housing Kitsap). Kitsap County Continuum of Care member agencies receive McKinney-Vento Homeless Assistance Act funds through the Balance of State. These funds are administered by the State of Washington, awarded through a renewal process, and are used to provide rental assistance. The City receives three Shelter Plus Care renewal grants as a pass-through to Agape Unlimited to run project, sponsor, and tenant based housing and services programs for homeless individuals who are chronic substance abusers and may also be seriously mentally ill.

Projects and programs awarded funds in the 2016 Action Plan include many public and private funding sources which are depicted specifically in each sub-recipients approved funding applications. Some of the sources include:

Federal

Kitsap County Community Development Block Grant

Department of Energy

Health and Human Services-Administration for Children and Families

State

Energy Matchmakers

WA State Department of Commerce

Washington State Housing Finance Commission

Local/Private

Puget Sound Energy

Kitsap Community Foundation

Kitsap Community Credit Union

Individual donations (cash & in-kind)

Capital Resources

Private equity

Affordable Housing Grant Program

Homeless Housing Grant Program

City of Bremerton Multi-Family Tax Exemption Program.

If appropriate, describe publically owned land or property located within the state that may be used to address the needs identified in the plan

No publicly owned land being utilized.

Discussion

SP-40 Institutional Delivery Structure - 91.415, 91.215(k)

Explain the institutional structure through which the jurisdiction will carry out its consolidated plan including private industry, non-profit organizations, and public institutions.

Responsible Entity	Responsible Entity Type	Role	Geographic Area Served
BREMERTON	Government	Non-homeless special needs Ownership Planning	Jurisdiction
KITSAP COUNTY	Government	Homelessness Non-homeless special needs Ownership Planning	Other
Bremerton Housing Authority	PHA	Ownership Public Housing	Jurisdiction
KITSAP COUNTY CONSOLIDATED HOUSING AUTHORITY	PHA	Ownership Planning Public Housing Rental	Jurisdiction

Table 15 - Institutional Delivery Structure

Assess of Strengths and Gaps in the Institutional Delivery System

The City of Bremerton has a wide variety of non-profit and government agencies working together to address our community's most pressing needs. Kitsap Continuum of Care Coalition is actively meeting, planning and working to address homelessness. Our county has fully implemented HMIS and conducts an annual Point in Time Count. The Homeless Housing Plan is being updated in 2015 and there are groups working on veterans homelessness and chronic homeless on the streets.

Through a coordinated application process each year HOME funds along with Homeless Housing Grant funds and Affordable Housing Grant funds are awarded. This process has improved coordination of funding and allows better targeting of funds. These funding sources are administrated by the County and staff is housed in the Dept. of Human Services. The City of Bremerton's HOME funds are also allocated through the Coordinated Grant Application process. Beginning in 2015 the City of Bremerton will utilize an RFP process to allocate CDBG funds which will be targeted towards economic development.

There is a significant and growing need for affordable housing, and agencies including CHDOs with the ability to successfully develop new units in Kitsap County. However, the lack of funding available to develop new units, and rehabilitate existing aging housing, has resulted in a growing gap. Cuts to federal

and state funds for affordable housing have resulted in almost no new development of subsidized housing units over the last few years. If funds continue to decline, this trend will continue.

Availability of services targeted to homeless persons and persons with HIV and mainstream services

Homelessness Prevention Services	Available in the Community	Targeted to Homeless	Targeted to People with HIV
Homelessness Prevention Services			
Counseling/Advocacy	X		
Legal Assistance	X		
Mortgage Assistance		X	
Rental Assistance	X	X	
Utilities Assistance	X		
Street Outreach Services			
Law Enforcement	X		
Mobile Clinics	X	X	
Other Street Outreach Services	X	X	
Supportive Services			
Alcohol & Drug Abuse	X		
Child Care	X	X	
Education	X		
Employment and Employment Training	X		
Healthcare	X	X	
HIV/AIDS	X		
Life Skills	X		
Mental Health Counseling	X		
Transportation	X		
Other			
	X		

Table 16 - Homeless Prevention Services Summary

Describe how the service delivery system including, but not limited to, the services listed above meet the needs of homeless persons (particularly chronically homeless individuals and families, families with children, veterans and their families, and unaccompanied youth)

The City of Bremerton homeless response system is coordinated through the Kitsap Continuum of Care Coalition, comprised of 40+ organizations providing prevention rental assistance, emergency shelter beds, transitional housing units, rapid rehousing subsidies, and permanent supportive housing units in tandem with a wide range of progressive engagement case management and tailored supports. Kitsap's

coordinated entry program, the Housing Solutions Center, provides intake, assessment, and referrals for all households experiencing housing instability and homelessness. The Housing Solutions Center refers households to appropriate emergency housing resources and maintains a community-wide waiting list for emergency housing. Chronically homeless individuals are currently under-served in Kitsap, with few programs targeting their needs. Kitsap Community Resources provides a wide range of social services, including housing and supports, for homeless families. Veterans receive prevention funding through the Kitsap Veterans Assistance Fund, and rental assistance and case management through the Veterans Assistance and Supportive Housing (VASH) voucher and the Supportive Services for Veteran Families (SSVF) program. The Coffee Oasis provides a wide array of services for unaccompanied homeless and street-oriented youth, drop-in centers, case management, job training, and a youth shelter.

Describe the strengths and gaps of the service delivery system for special needs population and persons experiencing homelessness, including, but not limited to, the services listed above

The strength of the Kitsap homeless response system is in the leadership from elected officials and social service providers through the Kitsap Continuum of Care Coalition. Kitsap's coordinated entry system, the Housing Solutions Center, is recognized as one of the best programs of its kind in the state. Other strengths include accurate data collection through the Kitsap Homeless Management Information System and data sharing between organizations, with periodic analysis and reports being generated.

The Kitsap Coordinated Grant Application Process ensures effective investment of public funds and efficient grant administration.

Despite great improvements in provision of housing and services to people experiencing homelessness, and a vastly improved capacity over the last 10 years, specific barriers and gaps to our community's capacity to assist all people who are homelessness have been identified. These barriers and gaps are the underlying causes of Kitsap's inability to meet the needs of all homeless residents at this time. They include:

- Insufficient funding
- Increased demand
- Limited capacity – both in housing stock and services, and in providers' ability to expand service provision

The following needs and gaps in homeless housing and resources have been identified:

- Emergency shelter for single men, men with children, couples, and large families
- Housing and services for homeless individuals entering the community from jails, correctional facilities, foster care, hospitals, and mental institutions, and who are chronically unsheltered.
- Overnight Shelter

- Harm Reduction housing (for chronically unsheltered individuals)
- Additional units of Permanent Supportive Housing
- Coordination of case management both between homeless providers and among other systems of care
- Cross-sector leadership
- Citizen outreach and communication

Integration of planning efforts

The 2015 Kitsap Homeless Housing plan includes additional detail about the needs and gaps in the current homeless response system.

Provide a summary of the strategy for overcoming gaps in the institutional structure and service delivery system for carrying out a strategy to address priority needs

The 2015 Kitsap Homeless Housing Plan includes a strategic plan, comprising five goals with supporting strategies and action steps. Indicators of success are included for each goal. The overall goal of the Plan is to work together as a community to make homelessness a rare, brief, and one time occurrence in Kitsap County through an efficient and effective homeless response system.

- 1) Make homelessness rare (prevention strategies).
- 2) Make homelessness brief (crisis response strategies).
- 3) Make homelessness one-time (ensure long-term housing stability strategies).
- 4) Continuously improve the homeless response system (increase capacity and efficiency strategies).
- 5) Expand community engagement (leadership, planning, and communication strategies).

SP-45 Goals - 91.415, 91.215(a)(4)

Goals Summary Information

Sort Order	Goal Name	Start Year	End Year	Category	Geographic Area	Needs Addressed	Funding	Goal Outcome Indicator
1	Preserve and Increase Affordable Housing	2016	2020	Affordable Housing	Downtown Bremerton Blight Zone Downtown/Residential core NRSA CDBG Target Area	Affordable Housing	CDBG: \$11,960	Rental units rehabilitated: 20 Household Housing Unit Homeowner Housing Added: 10 Household Housing Unit Homeowner Housing Rehabilitated: 20 Household Housing Unit Direct Financial Assistance to Homebuyers: 5 Households Assisted
2	Increase economic opportunities	2016	2020	Non-Housing Community Development	Downtown Bremerton Blight Zone Downtown/Residential core NRSA CDBG Target Area	Economic Development	CDBG: \$786,516	Facade treatment/business building rehabilitation: 10 Business Jobs created/retained: 5 Jobs Businesses assisted: 4 Businesses Assisted

Sort Order	Goal Name	Start Year	End Year	Category	Geographic Area	Needs Addressed	Funding	Goal Outcome Indicator
3	Public Facilities-City	2016	2020	Non-Housing Community Development	Downtown Bremerton Blight Zone Downtown/Residential core NRSA CDBG Target Area	Public Facilities	CDBG: \$68,000	Public Facility or Infrastructure Activities other than Low/Moderate Income Housing Benefit: 18960 Persons Assisted
4	Abate Blight Conditions	2016	2020	Non-Housing Community Development	Downtown Bremerton Blight Zone	Abatement of Blight Conditions Downtown	CDBG: \$175,724	Public Facility or Infrastructure Activities other than Low/Moderate Income Housing Benefit: 18650 Persons Assisted Facade treatment/business building rehabilitation: 5 Business
5	Economic Development-City Wide	2016	2020	Non-Housing Community Development	Downtown Bremerton Blight Zone Downtown/Residential core NRSA CDBG Target Area	Economic Development	CDBG: \$263,584	Jobs created/retained: 65 Jobs Businesses assisted: 220 Businesses Assisted

Table 17 – Goals Summary

Goal Descriptions

1	Goal Name	Preserve and Increase Affordable Housing
	Goal Description	The City has a high percentage of renters and a low vacancy rate. Because of the low-income population of the city, affordable housing is critically important. The City of Bremerton will preserve and expand the supply of affordable housing through the award of funds for projects which create new units of housing through new construction and acquisition; rehabilitation and weatherization of homeowner units; rehabilitation of rental housing units; and direct homebuyer assistance for the purchase of homes. The City of Bremerton will continue to support fair housing strategies and initiatives designed to affirmatively further fair housing choice.
2	Goal Name	Increase economic opportunities
	Goal Description	Lack of economic opportunities ranked as the number one issue facing our community. The city plans to place a strong emphasis on economic opportunities focusing on its downtown core by implementing facade improvements, and abatement of blight conditions for commercial opportunities. The city also supports business development, education, and sustainability. City of Bremerton will fund economic development programs that increase economic self-sufficiency for low-income individuals and create jobs. This will take place in the downtown CDBG target area. Projects will include commercial rehabilitation, public facilities and improvements, job trainings, microenterprise development, and creating or retaining jobs.
3	Goal Name	Public Facilities-City
	Goal Description	Creation of green/walkable streetscapes, creation of parks/recreation activities, fire prevention improvements, seismic upgrades, street improvements, ADA accessibility, community/neighborhood centers.
4	Goal Name	Abate Blight Conditions
	Goal Description	Support the abatement of blight in the designated downtown blight zone by mitigating code violations, improving safety issues such as fire suppression systems and seismic upgrades.
5	Goal Name	Economic Development-City Wide
	Goal Description	This will focus on business education programs to help create or sustain jobs thereby improving economic stability for Bremerton residents.

Estimate the number of extremely low-income, low-income, and moderate-income families to whom the jurisdiction will provide affordable housing as defined by HOME 91.315(b)(2)

31%-50% AMI-16 households

51%-80% AMI-55 households

SP-65 Lead-based Paint Hazards - 91.415, 91.215(i)

Actions to address LBP hazards and increase access to housing without LBP hazards

All housing funded with CDBG constructed before 1978 must comply with lead-based paint regulations at 24 CFR Part 35. The purpose of the regulation is to identify and address lead-based paint hazards before children are exposed to lead. All housing projects are required to complete the ***Lead Safe Housing Requirements Screening Worksheet***. The worksheet is used to determine if the project is Exempt or if additional follow-up is required. The City of Bremerton has specific policies and procedures in place for lead disclosure, lead evaluation and assessment and lead safe work practices.

The potential for lead is also evaluated during the environmental review of projects funded with CDBG, including non-housing projects. Projects where lead is suspected are required to have a risk assessment performed and a written report with recommendations for action completed.

For the 2016 Program Year the City of Bremerton has allocated funds towards blight abatement and weatherization and minor home repair. Within the uses of these funds there is an incentive to assess lead-based paint hazard risks and abate as needed. The City of Bremerton HOME funds will be allocated to Community Frameworks for their Built in Bremerton program which conducts lead-based paint abatement on a case-by-base basis.

Anyone who moves into a home rehabbed by Community Frameworks, or who is certified for Housing Choice Voucher rental assistance is provided with the lead hazard information pamphlet prescribed by HUD. Properties housing tenants assisted by the Housing Choice Voucher program, and Shelter Plus Care units are inspected annually, and the inspection checklist includes a visual assessment for signs of lead-based paint.

How are the actions listed above integrated into housing policies and procedures?

The City of Bremerton has policies and procedures that follow Lead Safe Housing Rules. All housing funded with CDBG and HOME funds must follow these requirements.

SP-70 Anti-Poverty Strategy - 91.415, 91.215(j)

Jurisdiction Goals, Programs and Policies for reducing the number of Poverty-Level Families

Although the City of Bremerton does not have a stated strategy or plan for reducing the number of poverty-level families, the City works with area service providers, the faith-based community, local business and other governmental entities to address poverty in the community. Most existing programs serve low-income individuals and families and many are targeted to specific populations such as the elderly, disabled, veterans, homeless, etc. They are not necessarily specifically targeted towards those below the federal poverty level.

Participation in Bremerton's down-payment assistance program requires one-on-one financial counseling, pre-purchase counseling, and a check-in 6 months after purchase. This allows for sustainability in keeping the homebuyer in their home as they identify and work through potential financial hazards before home purchase. The City has a working partnership with American Financial Solutions who provides financial counseling and landlord tenant counseling.

How are the Jurisdiction poverty reducing goals, programs, and policies coordinated with this affordable housing plan

The City of Bremerton has many different programs, and public funding sources, directed at low-income individuals and families including those in poverty. The primary goal of this plan is to focus a portion of CDBG funds on housing, particularly housing for households with incomes below 50% of area median income. These households are the most cost burdened and are often forced to make difficult choices about food and medical care in order to maintain housing. While the City of Bremerton will not use funds for services that meet basic needs, the City believes that by creating more economic opportunities citizens will have the chance to help bring themselves out of poverty and promote self-sufficiency such as programs that promote employment and create jobs.

The City will continue to coordinate planning and implementation efforts internally and externally and will leverage resources whenever possible to further the goals of the Five-Year Consolidated Plan and meet the needs of low and moderate income residents.

As part of administering homeownership assistance programs, the City coordinates with lenders, and counseling agencies to ensure the availability of homebuyer and credit counseling seminars and counseling as well as foreclosure assistance. The City also coordinates and hosts first time homebuyer workshops. The City participates in the Continuum of Care Coalition, and the Kitsap Housing Coalition.

The City of Bremerton has excellent neighborhood parks operated by its Parks Department. Those facilities that are located in low/mod income neighborhoods will receive consideration for CDBG funding. Past recipients of such funding include the accessible playground at Evergreen Rotary Park-in the CDBG target area, and Lillian and James Walker Park which was in the previously identified as a slum

and blight zone-Anderson Cove. The City will look to create new partnerships to carry out its targeted approach to spending its CDBG dollars and will emphasize sub-recipients who are able to leverage other public/private resources, especially in the downtown core.

SP-80 Monitoring - 91.230

Describe the standards and procedures that the jurisdiction will use to monitor activities carried out in furtherance of the plan and will use to ensure long-term compliance with requirements of the programs involved, including minority business outreach and the comprehensive planning requirements

The City of Bremerton Block Grant staff conduct annual desk and on-site subrecipient monitoring of eligibility, performance, compliance, regulations and accomplishments as well as tracking financial data. The City and County together have established clear policies and procedures for carrying out this responsibility. Kitsap County is responsible for monitoring eligibility, performance, compliance, regulations, and accomplishments as well as tracking financial data for HOME Consortium funds. The City is responsible for City CDBG funds.

Each sub-recipient must sign a contract with the City outlining roles and obligations of the City and sub-recipient and laying out the framework for the monitoring requirements. All contracts contain timelines and scope of work to promote timeliness of expenditures and compliance with specific goals and requirements. The project manager is responsible for clearly conveying the requirements described in the agreement to the sub-recipients.

Throughout the year, sub-recipients are responsible for submitting quarterly reports, quarterly demographics, budget reconciliation forms, and each voucher is accompanied by a summary of appropriate back-up copies of original receipts and checks. Questions of capacity and expertise are reviewed through this process, and supported where necessary by technical assistance, resource referral, or guidance. Information collected throughout the year is used to provide direction for on-site monitoring at least once a year. Quarterly reports are used to determine funding eligibility and timeliness of expenditures.

In addition to monitoring specific projects under contractual agreements, Block Grant staff provides resource material, information, instruction, guidance and referrals proactively to organizations in need of support.

Each program year, Block Grant staff conducts an initial desk-monitoring, followed by an on-site sub-recipient review of project and program records related to grant performance and fiscal accountability. The purpose of the review is to assess performance against the agreement, and to verify all federal state and local regulations are satisfied. Where required, monitoring for affordability is also performed on site. Housing Quality Standards (HQS) inspections are performed consistent with HUD requirements by qualified inspectors and reviewed or completed by Block Grant project managers. Each on-site monitoring follows specific procedures and a written checklist that is maintained in the files. Letters of findings with a specific timeline for resolution, are written to each contract sub-recipient. Sub-recipients are monitored in a timely manner for compliance with these written requests, and given assistance or guidance where necessary.

Expected Resources

AP-15 Expected Resources - 91.420(b), 91.220(c)(1,2)

Introduction

Kitsap County the City of Bremerton together formed a consortium for Home Investment Partnership (HOME) funds from HUD. The County is the lead agency responsible for administration of HOME funds. The City's share of the Consortium's HOME allocation will be released when HUD releases the Consortia Percentage Reports. Once that is recieved the City of Bremerton will have a confirmed amount in federal housing funding available for the 2016 program year under the HOME program. The funding amount will be provided by HUD and will include program income (\$7,480). The City of Bremerton receives a direct allocation of CDBG funds from HUD and is responsible for administration of their funds. Funds each year are allocated based on priority needs described in the Consolidated Plan and all projects funded must meet the objectives and strategies in the plan. In 2016 the City will receive \$417,438 in federal housing and community development funding under the CDBG program for the program year. The funding level has been confirmed by HUD.

The City has \$17,495.07 in prior year resources, \$16,250.90 from 2014 and \$1,244.17 from 2015.

Anticipated Resources

Program	Source of Funds	Uses of Funds	Expected Amount Available Year 1				Expected Amount Available Reminder of ConPlan	Narrative Description
			Annual Allocation:	Program Income:	Prior Year Resources:	Total:		
			\$	\$	\$	\$	\$	

Program	Source of Funds	Uses of Funds	Expected Amount Available Year 1				Expected Amount Available Reminder of ConPlan \$	Narrative Description
			Annual Allocation: \$	Program Income: \$	Prior Year Resources: \$	Total: \$		
CDBG	public - federal	Acquisition Admin and Planning Economic Development Housing Public Improvements Public Services	417,438	0	17,495	434,933	1,669,752	The City of Bremerton will release Request for Funding Proposals based on the City's geographic priorities of the Downtown Residential Target area, the Slum and Blight target area, or for Economic Development in the City as a whole. RFP's will also focus on the City's priorities of use of funds which include: economic development, housing, public facilities, and abatement of slum and blight. The City strongly encourages applicants to leverage funds from other resources including State resources, private resources, or other public resources.

Table 18 - Expected Resources – Priority Table

Explain how federal funds will leverage those additional resources (private, state and local funds), including a description of how matching requirements will be satisfied

At the time of application, all applicants for CDBG or HOME funds must submit a Sources of Funding form to indicate what other funding is expected to be used for the project. All HOME projects must indicate what they will use as match for their project. When a written agreement is executed for projects awarded CDBG or HOME funds, agencies must update the sources of funding and provide a detailed budget to show how expected funds will be used. For HOME funded projects, documentation of commitment for all other funding in the project is required before funds are committed and a written agreement is executed.

In addition to these resources the jurisdiction expects other federal, state and local resources will be available to address the needs identified in

the Consolidated Plan. No Section 8 funds are made directly available to the City of Bremerton, Section 8 assistance is administered by the Bremerton Housing Authority and Kitsap County Consolidated Housing Authority (dba Housing Kitsap). Kitsap County Continuum of Care member agencies receive McKinney-Vento Homeless Assistance Act funds through the Balance of State. These funds are administered by the State of Washington, awarded through a renewal process, and are used to provide rental assistance. The City receives three Shelter Plus Care renewal grants as a pass-through to Agape Unlimited to run project, sponsor, and tenant based housing and services programs for homeless individuals who are chronic substance abusers and may also be seriously mentally ill.

Projects and programs awarded funds in the 2016 Action Plan include many public and private funding sources which are depicted specifically in each sub-recipients approved funding applications. Some of the sources include:

Federal

Kitsap County Community Development Block Grant

Department of Energy

Health and Human Services-Administration for Children and Families

State

Energy Matchmakers

WA State Department of Commerce

Washington State Housing Finance Commission

Local/Private

Puget Sound Energy

Kitsap Community Foundation

Kitsap COmmunity Credit Union

Individual donations (cash & in-kind)

Capital Resources

Private equity

Affordable Housing Grant Program

Homeless Housing Grant Program

City of Bremerton Multi-Family Tax Exemption Program.

If appropriate, describe publically owned land or property located within the jurisdiction that may be used to address the needs identified in the plan

No publicly owned land being utilized.

Discussion

Annual Goals and Objectives

AP-20 Annual Goals and Objectives - 91.420, 91.220(c)(3)&(e)

Goals Summary Information

Sort Order	Goal Name	Start Year	End Year	Category	Geographic Area	Needs Addressed	Funding	Goal Outcome Indicator
1	Preserve and Increase Affordable Housing	2016	2020	Affordable Housing	Downtown Bremerton Blight Zone Downtown/Residential core NRSA CDBG Target Area	Affordable Housing	CDBG: \$321,500	Rental units constructed: 20 Household Housing Unit Rental units rehabilitated: 20 Household Housing Unit Direct Financial Assistance to Homebuyers: 10 Households Assisted
2	Increase economic opportunities	2016	2020	Non-Housing Community Development	Downtown Bremerton Blight Zone Downtown/Residential core NRSA CDBG Target Area	Economic Development	CDBG: \$429,000	Facade treatment/business building rehabilitation: 10 Business Jobs created/retained: 20 Jobs Businesses assisted: 4 Businesses Assisted
3	Public Facilities-City	2016	2020	Non-Housing Community Development	Downtown Bremerton Blight Zone Downtown/Residential core NRSA CDBG Target Area	Abatement of Blight Conditions Downtown Public Facilities	CDBG: \$357,500	Public Facility or Infrastructure Activities other than Low/Moderate Income Housing Benefit: 5620 Persons Assisted

Sort Order	Goal Name	Start Year	End Year	Category	Geographic Area	Needs Addressed	Funding	Goal Outcome Indicator
4	Abate Blight Conditions	2016	2020	Non-Housing Community Development	Downtown Bremerton Blight Zone	Abatement of Blight Conditions Downtown	CDBG: \$195,000	Public Facility or Infrastructure Activities other than Low/Moderate Income Housing Benefit: 965 Persons Assisted Facade treatment/business building rehabilitation: 5 Business
5	Economic Development-City Wide	2016	2020	Non-Housing Community Development	Downtown Bremerton Blight Zone Downtown/Residential core NRSA CDBG Target Area	Economic Development	CDBG: \$263,584	Jobs created/retained: 79 Jobs Businesses assisted: 79 Businesses Assisted

Table 19 – Goals Summary

Goal Descriptions

1	Goal Name	Preserve and Increase Affordable Housing
	Goal Description	The City has a high percentage of renters and a low vacancy rate. Because of the low-income population of the city, affordable housing is critically important. The City of Bremerton will preserve and expand the supply of affordable housing through the award of funds for projects which create new units of housing through new construction and acquisition; rehabilitation and weatherization of homeowner units; rehabilitation of rental housing units; and direct homebuyer assistance for the purchase of homes. The City of Bremerton will continue to support fair housing strategies and initiatives designed to affirmatively further fair housing choice.

2	Goal Name	Increase economic opportunities
	Goal Description	Lack of economic opportunities ranked as the number one issue facing our community. The city plans to place a strong emphasis on economic opportunities focusing on its downtown core by implementing facade improvements, and abatement of blight conditions for commercial opportunities. The city also supports business development, education, and sustainability. City of Bremerton will fund economic development programs that increase economic self-sufficiency for low-income individuals and create jobs. This will take place in the downtown CDBG target area. Projects will include commercial rehabilitation, public facilities and improvements, job trainings, microenterprise development, and creating or retaining jobs.
3	Goal Name	Public Facilities-City
	Goal Description	Facade improvements in designated blight zone, creation of green/walkable streetscapes. Creation of parks/recreation activities, fire prevention improvements, street improvements, community/neighborhood centers.
4	Goal Name	Abate Blight Conditions
	Goal Description	Support the abatement of blight in the designated downtown blight zone by mitigating code violations, improving safety issues such as fire suppression systems and seismic upgrades.
5	Goal Name	Economic Development-City Wide
	Goal Description	This will focus on business education programs to help create or sustain jobs thereby improving economic stability for Bremerton residents.

AP-35 Projects - 91.420, 91.220(d)

Introduction

The City of Bremerton has selected projects or activities that will take place during the program year which address the priority needs and specific objectives identified in the Strategic Plan. They are listed in the following projects table. The City of Bremerton allocates its CDBG funds through an annual Request for Funding Proposals. The City had a volunteer project review committee comprised of community members and City staff who allocated funds for specific projects. These recommendations are forwarded to the Bremerton City Council for approval. The Bremerton City Council also approves city funded HOME projects. The project section describes programs and projects that will be undertaken by organizations in the community, based on their proposal.

#	Project Name
1	CDBG Administration
2	Facade Improvement (228/230 & 252 4th Street)
3	Blight Abatement (249 4th Street)
4	Kitsap Community Resources-Business Education Support and Training
5	Kitsap Community Resources-Weatherization and Minor Home Repair
6	City of Bremerton ADA improvements at Evergreen Rotary Park

Table 20 – Project Information

Describe the reasons for allocation priorities and any obstacles to addressing underserved needs

AP-38 Project Summary

Project Summary Information

1	Project Name	CDBG Administration
	Target Area	Downtown Bremerton Blight Zone Downtown/Residential core NRSA CDBG Target Area
	Goals Supported	Preserve and Increase Affordable Housing Increase economic opportunities Public Facilities-City Abate Blight Conditions Economic Development-City Wide
	Needs Addressed	Economic Development Abatement of Blight Conditions Downtown Affordable Housing Public Facilities
	Funding	CDBG: \$83,487
	Description	CDBG Grant administration is the general management and coordination of the CDBG/HOME programs, including federal regulation compliance, annual monitoring, citizen participation and development of other sources of funding for community development. 20% of our CDBG entitlement for the current program year may be used for planning and administrative costs to deliver the CDBG program requirements.
	Target Date	12/31/2016
	Estimate the number and type of families that will benefit from the proposed activities	

	Location Description	
	Planned Activities	Administration of Community Development Block Grant for the City of Bremerton
2	Project Name	Facade Improvement (228/230 & 252 4th Street)
	Target Area	Downtown Bremerton Blight Zone CDBG Target Area
	Goals Supported	Increase economic opportunities
	Needs Addressed	Economic Development
	Funding	CDBG: \$196,629
	Description	Funding will pay for the improvement and re-purposing of the building facade on Fourth Street for three vacant properties which have sat vacant for 4 decades. This funding will improve the appearance and appeal of the property and increase the likelihood of future redevelopment of the property, and the block.
	Target Date	12/31/2016
	Estimate the number and type of families that will benefit from the proposed activities	This project will provide an area wide benefit to a low-income population in the surrounding area and a struggling downtown which has been a designated blight zone since 1977. Eventually this redevelopment will lead to increased economic opportunities and affordable housing for the downtown area. This project will eventually create 22 housing units of which 20% will be available to low/moderate income residents.
	Location Description	228/230 & 252 4th Street
	Planned Activities	Funding will pay for the improvement and re-purposing of the building facade on Fourth Street for three vacant properties which have sat vacant for 4 decades. This funding will improve the appearance and appeal of the property and increase the likelihood of future redevelopment of the property, and the block. Improvement and repurposing of the building facade for three contiguous parcels of property on 4th street. These buildings are in the City's downtown which has been a designated blight zone since 1977 and 80% of the buildings are vacant, dilapidated, or have decreased in property value. The future use will be commercial space and residential units.
3	Project Name	Blight Abatement (249 4th Street)

	Target Area	Downtown Bremerton Blight Zone
	Goals Supported	Increase economic opportunities Abate Blight Conditions
	Needs Addressed	Abatement of Blight Conditions Downtown
	Funding	CDBG: \$43,930
	Description	Funding will go towards mitigating code violations and updating a vacant building by installing fire suppression sprinkler systems. This building has been vacant since 1983 and by installing this sprinkler it would bring the building up to current building codes and allow for occupancy. The future use of this building is intended as a live/work space for low/moderate income Bremerton residents.
	Target Date	12/31/2016
	Estimate the number and type of families that will benefit from the proposed activities	This project will provide for the eventual repurposing of the building for a live/work space creating job opportunities and affordable housing. This project will provide an area-wide benefit by eliminating blight.
	Location Description	249 4th Street. This is in the City's target zone for use of CDBG resources and will take place in the designated blight zone.
	Planned Activities	Funding will go towards mitigating code violations and updating a vacant building by installing fire suppression sprinkler systems. This building has been vacant since 1983 and by installing this sprinkler it would bring the building up to current building codes and allow for occupancy. The future use of this building is intended as a live/work space with two loft style apartments for low/moderate income Bremerton residents.
4	Project Name	Kitsap Community Resources-Business Education Support and Training
	Target Area	Downtown Bremerton Blight Zone Downtown/Residential core NRSA CDBG Target Area
	Goals Supported	Economic Development-City Wide

	Needs Addressed	Economic Development
	Funding	CDBG: \$65,896
	Description	Funds will support 1 full-time, dedicated staff member at Kitsap Community Resources to manage all aspects of the program, including marketing and enrollment, business training classes, business support groups, one-on-one technical assistance, workshops, microlending through Washington CASH. This project seeks to provide the tools needed for an individual to reach financial sustainability through entrepreneurship.
	Target Date	
	Estimate the number and type of families that will benefit from the proposed activities	In 2016 BE\$T plans to guide and support 79 Bremerton and Kitsap County residents as they create small tax-paying businesses.
	Location Description	This program is available city-wide.
	Planned Activities	<ul style="list-style-type: none"> • Four Get Ready Workshops & Orientations for 79 individuals • Four Business Training classes for 64 individuals that complete the training class • 80 sessions of one-on-one technical and legal counseling and assistance • 20 Business Support Group meetings for 60 individuals • Eight advanced workshops on business topics for 60 attendees • Eight volunteers logging 100+ hours • 2016 BE\$T Annual Showcase to provide opportunity for graduates to display and sell their products and services to the community. <p>For the activities identified above, approximately half of the participants will be Bremerton Residents.</p>
5	Project Name	Kitsap Community Resources-Weatherization and Minor Home Repair
	Target Area	Downtown/Residential core NRSA CDBG Target Area

	Goals Supported	Preserve and Increase Affordable Housing
	Needs Addressed	Affordable Housing
	Funding	CDBG: \$27,989
	Description	Funds will provide weatherization and minor home repair services for 4 income eligible homes within the City of Bremerton 2016-2020 Consolidated Plan target area. This will include installing measures which improve energy efficiency such as insulation, blower door testing to assess heat leakage, ductless heat pumps and combustion safety evaluation. It will also include minor home repairs that may include repair or replacement of a leaking roof, as well as health and safety improvements such as repairing wiring and plumbing. Extra emphasis will be placed on increasing accessibility in rental units by installing wheelchair ramps, and in-shower grab bars.
	Target Date	12/31/2016
	Estimate the number and type of families that will benefit from the proposed activities	4 income eligible homes will receive weatherization and minor home repair services. Some rental units will be rehabbed allowing for ADA upgrades including wheelchair ramps and grab bars in the shower.
	Location Description	The City of Bremerton 2016-2020 CDBG target area.
	Planned Activities	Funds will provide weatherization and minor home repair services for 4 income eligible homes within the City of Bremerton 2016-2020 Consolidated plan target area. This will include installing measures which improve energy efficiency such as insulation, blower door testing to assess heat leakage, ductless heat pumps and combustion safety evaluation. It will also include minor home repairs that may include repair or replacement of a leaking roof, as well as health and safety improvements such as repairing wiring and plumbing. Extra emphasis will be placed on increasing accessibility in rental units by installing wheelchair ramps, and in-shower grab bars.
6	Project Name	City of Bremerton ADA improvements at Evergreen Rotary Park
	Target Area	Downtown/Residential core NRSA CDBG Target Area
	Goals Supported	Public Facilities-City

	Needs Addressed	Public Facilities
	Funding	CDBG: \$17,000
	Description	This project will complete ADA improvements at the vehicular entrance to Evergreen Rotary Park. It will remove barriers to the safe travel of persons with disabilities while enhancing the park's recreational value.
	Target Date	12/31/2016
	Estimate the number and type of families that will benefit from the proposed activities	This project will directly benefit the 72% of residences within its Census Tract 805 that are low/moderate income as well as low-income residents throughout the City that rely on public facilities for no-cost recreation. There will be a direct benefit to the 1,955 LMI persons residing in this Census Tract, as well as the remaining 18,960 LMI persons residing in the City of Bremerton.
	Location Description	Evergreen Rotary Park located in Census Tract 805
	Planned Activities	Installing ADA curb ramps and accessible walkways at the vehicular entrance to Evergreen Rotary Park accommodating no-cost recreation for all and safe travel of persons with disabilities.

AP-50 Geographic Distribution - 91.420, 91.220(f)

Description of the geographic areas of the entitlement (including areas of low-income and minority concentration) where assistance will be directed

The City of Bremerton is generally characterized by lower income neighborhoods. According to HUD Low-Mod Income Summary Data, it has the highest concentration of low-income households in Kitsap County with approximately 62% of the households in the City at or below 80% of the area median income. The downtown/residential core NRSA where all of the CDBG funding will be directed has a percentage of Low/Mod of 72% with the median household income at \$30,931 which is significantly lower than the City's median household income at \$43,183 and the County's at \$62,413.

In addition, the City of Bremerton has one designated blight zone: its Downtown Core.

55% of these funds will be targeted in this area with 10% broken down to help abate blight conditions in the blight zone. The remaining 15% will be available for economic development projects city-wide. All of the City of Bremerton's funding is directed to programs and projects which address the needs of individuals and families with incomes at 80% and below area median income, as established by HUD. Most projects in 2016 are able to qualify under area benefit, particularly public facilities serving the City as a whole.

Bremerton does not generally have geographic concentrations of racial/minority groups but racial/minority population counts are on the rise.

Geographic Distribution

Target Area	Percentage of Funds
Downtown Bremerton Blight Zone	
Downtown/Residential core NRSA	
CDBG Target Area	

Table 21 - Geographic Distribution

Rationale for the priorities for allocating investments geographically

Based on community outreach and surveys the number one issue facing the City was lack of economic opportunities. The City also has a downtown which has been a designated blight zone since 1977. By investing in downtown the City hopes to create commercial investment and housing units which will greatly impact the economy of the City.

Discussion

AP-85 Other Actions - 91.420, 91.220(k)

Introduction

During preparations of the 2016-2020 Consolidated Plan a community survey was used to help identify the obstacles to meeting underserved needs. Survey information along with information provided by agencies and data from the Community Needs Assessment indicated the following barriers faced by persons attempting to obtain services in the community: lack of economic opportunities, lack of affordable housing, and not enough services for low income people. In 2016 the City will be funding facade improvement in the downtown core. This facade improvement will take place in a designated blight zone for a building which will have units of affordable housing, as well as commercial space for the creation of economic opportunities. With this initial investment in the downtown core to rehab buildings which have been vacant since the 1980's there will be a drive for increased economic opportunities in the downtown core. The Bremerton/Kitsap Consolidated Plan identifies goals and strategies for economic development, and have strategically positioned themselves to prioritize projects which can effectively carry out Economic Development projects. This year not only did the Council approve funding allocation for facade improvements downtown, but it also adopted a 15% set-aside of available CDBG funds for Economic Development projects. This was awarded to Kitsap Community Resources Business Education Support and Training program which has a track record of success in Kitsap County and will plan on serving 37 Bremerton residents. The objectives and strategies of the 2016-2020 Consolidated Plan are generally focused on improving economic opportunities, and improving Bremerton's affordable housing stock.

Actions planned to address obstacles to meeting underserved needs

The City's two highest priorities are lack of affordable housing and lack of economic opportunities. The City's membership within the Kitsap County HOME consortium provides access to funding to address the goal of lack of affordable housing. The City will seek to engage with private developers and property owners to create opportunities for low and moderate income persons. The City will ensure that projects chosen are ready to proceed, this ensures the largest rate of return on its investment of CDBG resources.

Actions planned to foster and maintain affordable housing

Per the discussion above, the City has identified Affordable Housing as a high priority need. For program year 2016 the City will fund the Kitsap Community Resources Weatherization and Minor Home repair program, however we are learning that there is a large unmet need in providing home repair programs for low income homeowners/renters within the City limits. Within the next few years the City will explore opportunities to create a home rehabilitation program.

Actions planned to reduce lead-based paint hazards

The City of Bremerton has allocated funds towards Blight abatement and Weatherization and minor home repair. Within the uses of these funds there is an incentive to assess lead-based paint hazard risks and abate as needed. The City of Bremerton HOME funds will be allocated to Community Frameworks for their Built in Bremerton program which conducts lead-based paint abatement on a case-by-base basis. The City also complies with all lead laws and regulations on all homebuyer assistance and rehab projects.

Actions planned to reduce the number of poverty-level families

The Action Plan includes funding of economic development programs that help support self-sufficiency. The targeted capital projects will eventually provide commercial space and affordable housing units benefitting the greater community.

Actions planned to develop institutional structure

The City will continue to coordinate its efforts with the Kitsap HOME Consortium and will continue to enhance its program coordination functions, specifically in the areas of prioritization of projects and performance monitoring. The City will consistently evaluate its process for selection of projects to include a greater focus on outcome measures.

Actions planned to enhance coordination between public and private housing and social service agencies

The City participates in the Kitsap Continuum of Care Coalition which forms a strong network of social service agencies. Through its participation in the Kitsap County HOME consortium the City is able to effectively coordinate its housing agenda with the County at large.

Discussion

Program Specific Requirements

AP-90 Program Specific Requirements - 91.420, 91.220(l)(1,2,4)

Introduction

Projects planned with all CDBG funds expected to be available during the year are identified in the Projects Table. The following identifies program income that is available for use that is included in projects to be carried out.

Community Development Block Grant Program (CDBG)

Reference 24 CFR 91.220(l)(1)

Projects planned with all CDBG funds expected to be available during the year are identified in the Projects Table. The following identifies program income that is available for use that is included in projects to be carried out.

1. The total amount of program income that will have been received before the start of the next program year and that has not yet been reprogrammed	0
2. The amount of proceeds from section 108 loan guarantees that will be used during the year to address the priority needs and specific objectives identified in the grantee's strategic plan.	0
3. The amount of surplus funds from urban renewal settlements	0
4. The amount of any grant funds returned to the line of credit for which the planned use has not been included in a prior statement or plan	0
5. The amount of income from float-funded activities	0
Total Program Income:	0

Other CDBG Requirements

1. The amount of urgent need activities	0
2. The estimated percentage of CDBG funds that will be used for activities that benefit persons of low and moderate income. Overall Benefit - A consecutive period of one, two or three years may be used to determine that a minimum overall benefit of 70% of CDBG funds is used to benefit persons of low and moderate income. Specify the years covered that include this Annual Action Plan.	100.00%

Discussion

The City of Bremerton has not budgeted program income into its 2016 estimate of anticipated, available CDBG funding. However, if CDBG program income is received during 2016, it will be used prior to making additional draws from the City's HUD line of credit to offset expenditures for projects or Administration included in the Action Plan, as allowable. Any grant funds not expended due to receipt of program income will be carried forward to the next funding year.

The City of Bremerton does not have any float funded activities, proceeds from Section 108 loan guarantees, surplus funds from an urban renewal settlement, or funds returned to the line of credit.

Every activity funded with CDBG funds must benefit low-income persons in our community, or abate blight conditions. The method for determining benefit depends on the nature of the activity, but overall, the City must ensure that at least 70% of the aggregate CDBG expenditures be for activities benefitting low-income persons. Most of the City's CDBG funded activities will meet this criteria.

Attachments

Appendix 1

Neighborhood Revitalization Strategy Area Application

City of Bremerton

2016-2020 Consolidated Plan

Downtown Bremerton
Neighborhood Revitalization
Strategy Area

Prepared by Community
Development staff, City of
Bremerton



Contents

INTRODUCTION.....	3
BACKGROUND AND HISTORY.....	4
NEIGHBORHOOD AND DEMOGRAPHIC CRITERIA.....	5
ASSESSMENT.....	5
Housing Characteristics.....	5
Economic Characteristics.....	7
Poverty.....	8
Business.....	8
COMMUNITY CONSULTATION.....	9
ECONOMIC EMPOWERMENT PLAN.....	12
OUTCOMES AND PERFORMANCE MEASUREMENTS.....	13

INTRODUCTION

Consolidated Plan regulations, and the Community Development Block Grant (CDBG) regulations were amended in 1995 to establish criteria for approving locally determined strategies for revitalizing specific areas of a community. The area covered by this approach is referred to as a Neighborhood Revitalization Strategy Area (NRSA). The City of Bremerton is adopting an NRSA for the downtown core and residential area as a part of its 2016-2020 Housing and Community Development Consolidated Plan. The focus of the NRSA is to stimulate the reinvestment of human and economic capital and the economic empowerment of low-and moderate-income populations in the City of Bremerton. This document is an application by the City of Bremerton to the United States Department of Housing and Urban Development (HUD) for adoption of a portion of Bremerton as defined in the map attached as an NRSA.

Approval by HUD provides greater benefits to the City of Bremerton in the form of regulatory flexibilities for CDBG assisted activities located in the NRSA. These flexibilities are intended to stimulate innovative programs in economically disadvantaged areas of the community. The NRSA allows the City to engage residents, community organizations, the private sector, and community leaders in the development of a revitalization strategy that best serves the needs of all persons (especially low-and moderate-income residents) in the neighborhood.

The City of Bremerton Community Development Block Grant Administrator, with support from the Department of Community Development will take the lead in the development and implementation of the NRSA.

To achieve meaningful economic empowerment as envisioned by a NRSA, a realistic development strategy must create opportunities that spur economic development in terms of job creation for the unemployed and underemployed. Revitalization and urban renewal of public and private facilities and infrastructure, community safety and neighborhood improvement, training and education, and residential housing investments in the selected area are essential to a successful NRSA. Successful NRSA's bring together neighborhoods and City stakeholders to forge partnerships that:

- Obtain commitments to neighborhood building
- Support small and medium scale businesses
- Make neighborhoods and streetscapes attractive for investment
- Encourage neighborhood participation to drive economic activity and reinvestment
- Support neighborhood stability and encourage homeownership
- Advance neighborhood initiatives to identify and address housing, economic, and human service needs
- Support the activities of neighborhood associations and organizations, and faith based groups that build neighborhoods.

The boundaries of the NRSA include fountain park to the south and Evergreen Rotary park to the north, Washington Avenue to the East, and Chester/Warren avenue to the West. This area will herein be

referred to as the downtown/residential core NRSA. (Map Attached). Within this target area is a designated blight zone (Map Attached).

BACKGROUND AND HISTORY

The City of Bremerton is a town very much established by the presence of the Navy. The City was incorporated in 1901, ten years after the Navy located its base on the peninsula's southern shore at Sinclair Inlet. During the next century, Bremerton's economy echoed the booms and busts of the Pacific Northwest resource-based economy, but it has also been uniquely influenced by the requirements of the U.S. military. The Naval Base expanded quickly during World War One to include ship building, and expanded again during the Second World War to a peak of 40,000 workers. The Navy base is now the second largest industrial employer in Washington State, employing around 15,000 civilian and, 13,000 military workers within Kitsap County. This military influence has fostered a highly technical workforce. An effort is being made by the business community to work to diversify the economy and balance employment in other sectors. As seen by the higher unemployment rate than both State and County averages, this is where the City and business community continue to focus their efforts.

Bremerton began to see a decline in the 1970s with the expansion of residential, commercial, and creation of the Bangor Ammunition Depot in Silverdale. Buildings in the downtown core began to become vacant and neglected and the downtown was first designated as a blighted area in 1977. With the expansion of the Kitsap Mall and other large scale commercial development in Silverdale, Bremerton's downtown continues to suffer. Without a local population to support retail businesses, the area's primary use became surface parking for the two major commuter destinations-the Washington State Ferry Terminal and the Puget Sound Naval Shipyard. However, currently Downtown Bremerton's core is

undergoing a comprehensive revitalization. The area has been a designated blight zone since 1977, and the designation was just renewed in August of 2015. The City hopes that with this targeted revitalization, and with focused resources the area will not qualify as a blighted area at the end of the consolidated plan reporting period.

Bremerton has very older residential neighborhoods and many homes are in need of substantial repair. The median year that housing units were built in the City of Bremerton is 1958. Increasing housing costs and a low-income population hinder the overall ability of residents to afford housing within the City. Housing affordability is very low in Bremerton with a high percentage of people paying 35% or more towards housing costs. A large percentage of Bremerton residents also rent as reflected in the percentage of renters (60%) to homeowners (40%). The overall median income in the City of Bremerton is \$43,183 which is much lower than that of both Kitsap County \$62,413 (2013) and Washington State, \$53,046.

The area defined as the downtown/residential core NRSA matches the area outlined as the Downtown Regional Center in the Sub Area Plan released by the City of Bremerton in 2007. This plan outlines the goals and strategies for redevelopment in the downtown/residential core NRSA.

NEIGHBORHOOD AND DEMOGRAPHIC CRITERIA

The Downtown/Residential core NRSA encompasses the downtown area and one large residential area to the north. This covers Bremerton's historic downtown, and residential properties as well as its two waterfront parks, fountain park and Evergreen Rotary Park. This area dates back to the late 1800s and that were incorporated as the City was incorporated in the early 1900s.

The downtown/residential core NRSA is in Census Tract 805, block group 1 and 2. According to the 2007-2011 ACS the total population of this area is 2,503, with the total number of households at 1,252. The median household income in the past 12 months in this area is \$30,931 which is significantly lower than the City's median household income, \$43,183. The Low/Mod percentage for this area is 72% according to the CPD's 2014 LMISD. The poverty levels in this area are high. Among owner occupants the percentage of families in poverty is 16.19%, among renter occupants the percentage is 83.81%.

Table: 1
Population

2007-2011 ACS	Revitalization Strategy Area	Bremerton
Total Population	2,503	37,933
White	74.51%	28,615
Hispanic/Latino	8.27%	3,953
Black/African American	7.15%	3,412
Amer. Indian/Alaska Native	.60%	1,615
Asian	1.44%	1,656
Hawaiian/Pacific Islander	0.00%	445
Some other Race	0.80%	1,459
Two or More Races	7.23%	2,424

Source: 2007-2011 ACS

ASSESSMENT

HOUSING CHARACTERISTICS

The total number of housing units in this area is 1,614. The vacancy rate is 22.91. The percentage of owner-occupied housing units is 32.6% and the percentage of renter-occupied housing units is 67.4%. The majority of these homes are older with a median age of structure for renter-occupied units is 1940 with 65% of both rental and owner-occupied homes were built in 1949 or earlier. Most of those who are living in this area are cost burdened by housing costs. 50% are paying more than 30% for housing costs. The median value for owner-occupied units is \$225,700 and the median rent for renter-occupied units is \$606. 50% of occupied housing units by tenure and presence of selected of housing conditions have one or more of the selected housing conditions. These housing conditions include: (1. Lacks complete plumbing facilities, 2. Lacks complete kitchen facilities, 3. Housing costs are greater than 30% of household income or 4. More than one person per room), with a total of 70 households paying more than 50% of their income to housing, 85 households paying more than 30% of income towards housing problems. 10 households have substandard housing-which is lacking complete plumbing or kitchen

facilities and 4 homes are severely overcrowded-with >1.01-1.5 people per room (and no other housing problems).

Units Affordable to Households Earning	Owner	Renter
30% HAMFI	No Data	65
50% HAMFI	25	405
80% HAMFI	89	705
100% HAMFI	159	No Data

Cost Burden

Cost Burden > 30% (renter)	0-30% AMI	30-50% AMI	50-80% AMI	All Households
Small Related	49	45	25	119
Large Related	-	4	20	24
Elderly	-	15	-	15
Other	160	84	60	304
Total Households by Income	310	175	210	925

Cost Burden > 30% (Owner)	0-30% AMI	30-50% AMI	50-80% AMI	All Households
Small Related	10	-	10	20
Large Related	-	4	10	14
Elderly	15	-	10	29
Other	30	-	25	95
Total Households by Income	65	4	60	325

Cost Burden > 50% (renter)	0-30% AMI	30-50% AMI	50-80% AMI	All Households
Small Related	45	15	-	60
Large Related	-	4	-	4
Elderly	-	-	-	-
Other	125	4	-	129
Total Households by Income	310	175	210	925

Cost Burden >50% (owner)	0-30% AMI	30-50% AMI	50-80% AMI	All Households
Small Related	-	-	-	-
Large Related	-	4	10	14
Elderly	15	-	-	19
Other	30	-	10	40
Total Households by Income	65	4	60	325

Source: HUD CHAS 2008-2012

ENVIRONMENTAL HEALTH CHARACTERISTICS

Selected Variables	Raw data	State Average	%ile in State	EPA Region Average	%ile in EPA Region	USA Average	%ile in USA
Environmental Indicators							
Traffic Proximity and Volume (daily traffic count/distance to road)	320	86	95	77	95	110	92
Lead Paint Indicator (% pre-1960s housing)	0.83	0.24	97	0.24	97	0.3	93
NPL Proximity (site count/km distance) <i>Proximity to National Priority List sites</i>	0.99	0.12	98	0.085	99	0.096	99
Water Discharger Proximity (count/km) <i>Proximity to Major Direct Water Dischargers</i>	0.46	0.14	95	0.16	93	0.25	87
Demographic Indicators							
Demographic Index	50%	28%	87	28%	89	35%	74
Minority Population	28%	28%	61	25%	67	36%	52
Low Income Population <i>% of black group population at or below twice the federal "poverty level"</i>	71%	29%	96	32%	96	34%	93
Linguistically Isolated Population	0%	4%	41	3%	44	5%	45
Population with Less Than High School Education	9%	10%	55	10%	52	14%	41
Population under Age 5	1%	6%	6	7%	6	7%	6
Population over Age 64	2%	12%	2	13%	2	13%	2

(Source 2008-2012 ACS Estimates): EPA EJScreen tool

As noted in the table above, many residents are subject to Lead Based Paint hazards due to the age of the homes they are living, and are in close proximity to a National Priority List site. This site is the Bremerton Gasworks Site which is located a mile and a half from downtown Bremerton. This site includes various contaminants including tars, heavy metals and benzene, among other contaminants also found on the site. This area also has a high percentage of traffic proximity and volume likely because of Hwy. 303 which runs on the west side of the NRSA connecting West and East Bremerton. The daily use is approximately 42,000 cars crossing the Warren Avenue Bridge daily.

ECONOMIC CHARACTERISTICS

Geography	Total Population	Low-and Moderate Income population
Census Tract 805	2,705	72%

Poverty

As indicated in the City's 2016-2020 Consolidated Plan, 20.4% of all families in Bremerton live below the federal poverty line (2009-2013), which is 7% higher than figures reported for the entire State of Washington which is at 13.4%. According to the 2009-2013 5-year ACS, 27.3% of families with children were below the poverty level. The median income for all households in this NRSA is \$31,859.

Business

A large portion of the Downtown/Residential Core NRSA is Bremerton's historic downtown. This area has been designated as a blight zone since 1977 and this designation was renewed in 2015. 80% of buildings in this area are either in deteriorating condition, vacant, or have depreciated in value. With this designation, the City hopes to utilize its CDBG funds to help abate these conditions. There is a large percentage of surface parking in downtown as well as a few garage parking structures. However, there continues to be a challenge with parking in the downtown core.

The west side of 4th avenue has gone through a comprehensive revitalization with a number of businesses moving in and the addition of attractive street lighting and streetscapes. The east side of 4th street however has a large number of vacant and unoccupied buildings, one of which is the historic Roxy Theatre. A number of businesses and property owners have run into occupancy and code problems and struggle to come up with the funds to bring these buildings up to code. The age of these buildings range from the early 1900's to the 1940's and some of them have sat vacant for almost 3 decades.

With the use of CDBG funds the City hopes to revitalize the downtown area in a three phased process. The first phase would be developing and marketing a master plan and securing funds from multiple sources. The second phase of the plan would be to implement Economic Development activities to address blight, support businesses, and create jobs. This second phase would also include bringing these buildings up to code, improving facades, and creating mixed use buildings with residential above and commercial below. The third and final phase would be to occupy these buildings by creating incentives for businesses to locate downtown, creating jobs, and getting tenants into the residential units. The last phase would also create welcoming streetscapes, and improve on the already existing street art and furniture. This last phase will serve as a "grand-opening" of the newly revitalized downtown core.

There are no real anchor businesses in the downtown Bremerton core. There has been successful development on the waterfront/ferry terminal with a Starbucks, Anthony's, Subway, and Cold Stone Ice Cream Shop. Continuing into downtown there are some bars/restaurants, a few coffee shops, a cinema, the Admiral Theatre (a historic, renovated theatre), specialty shops, and some service oriented

businesses. There has been interest in putting in a community cooperative grocery store in one of the vacant buildings as well as a couple of brew-pubs are starting in the area.

Also in the downtown core are two buildings on the National Register of Historic Places. The first is the Historic Bremerton Elks Lodge Building. This building, constructed in 1920 in the Classical Revival style and was remodeled in 1947-'48 doubling the size of the ground floor interior. This remodel was underway in the summer of 1948 when President Harry S. Truman came to Bremerton in his campaign for re-election. He gave his speech from the roof of the storefront addition. It was sold when the Bremerton Lodge 1181 vacated the site. Since that time, its interior spaces have been rented out piecemeal to commercial entities, dance and athletic clubs, and social service groups. During this period, the old structure has been only sporadically heated and maintained, and has undergone some deterioration. Currently the building is occupied by the Max Hale Center, which provides low-income housing including permanent, supportive services.

Another building in downtown Bremerton, listed on the National Register of Historic Places is the Bremerton Main Post Office. This building, constructed in 1937 in the neo-classical revival architectural style is the only example of its design-type in the City.

Developers have had a difficult time getting private resources to invest in the area, specifically in downtown Bremerton. Because the area has such a high commercial vacancy rate, it is nearly impossible to get sources for commercial investment. Investment for housing has been easier, but this has posed a large barrier for investment in the downtown core. Also, building owners do not want to make the major structural upgrades to their buildings, because they do not see a return on investment with the low rents. They prefer to sit on the vacant buildings.

COMMUNITY CONSULTATION

HUD Technical Assistance

In June, 2015 the City of Bremerton along with its partners and stakeholders participated in a two day capacity assessment provided by contractors provided by HUD/NALCAB (National Association for Latino Community Asset Builders). During this session the TA providers were able to meet with 24 people as well as review documents provided by the City. The City hopes that the second phase of this TA will happen in the fall of this year. The next three phases of this TA will include a needs assessment and strategic planning, a strategic outline and a strategic plan for economic development, and initial implementation of the strategy. The City has been informed, but it has not yet been confirmed that the TA provided may be a market analysis.

EPA Building Blocks Workshop

In late 2015 or early 2016 the City of Bremerton will be participating in an Infill Development workshop provided by the EPA through their Building Blocks Program. This workshop will help the City identify obstacles to development in their downtown core and strategies for overcoming these obstacles. This tool is based on <http://www2.epa.gov/smartgrowth/attracting-infill-development-distressed-communities>.

HUD Community Needs Assessment

In April of 2014 the City of Bremerton was chosen as a Community Needs Assessment target community by the HUD Seattle Regional Office. During this month a community roundtable was held with approximately 25 participants from all aspects of the community. City staff attended as well as directors of service organizations, representatives from Naval Base Kitsap, representatives from the business association and the chamber of commerce. This diversity provided a wide range of input and feedback. The purpose of this assessment was to create target areas where HUD could provide more targeted assistance. The three target areas are:

- Supporting the effort to end Veteran's homelessness;
- Encouraging homeownership through the establishment of Single Family Revitalization areas;
- Supporting the City's Economic Development initiative.

This designation will last for two fiscal years which means that it will expire in September of 2015

HUD Single Family Revitalization Areas

Census Tract 805 Block Groups 1 and 2 have been designated as Single Family Revitalization areas by HUD. This designation allows for the use of the Good Neighbor Next Door Program as well as the Non-Profit Direct Sales Program. The HUD Seattle regional office has begun outreach to the Bremerton School District, the Bremerton Police Department, and the Kitsap Realtors Association. They are also working on providing information to non-profits who are eligible to participate in the direct sales program. Community Frameworks, who is a historic recipient of HOME funds and does the Built in Bremerton home rehab program may be able to participate in this program.

City of Bremerton/Kitsap County Community Needs Survey

In February of 2015 the City, in partnership with Kitsap County sent out a Community Needs Survey. The purpose of this survey was to gather input for the 2016-2020 consolidated plan. The survey had approximately 22 questions and received approximately 200 responses.

Bremerton City Council Public Hearings

On July 15th, 2015 the Bremerton City Council held a public hearing to get public feedback and adopt the work plan for the 2016-2020 consolidated plan. This plan created two target areas for the focused use of CDBG funds. These two areas include the downtown/residential core NRSA, as well as the designated blight zone in the downtown core. This hearing also provided information on the percentage of use of

CDBG funds as follows (for 2016)

- 10%-Abatement of Blight Conditions in Target Area
- 55%-Capital Projects in Target Area
- 15%-Economic Development City-wide
- 20%-CDBG Administration

**Percentages may change each year in the Consolidated Plan timeframe*

HOME Funds (Coordinated through Kitsap County):

- 10%-Admin
- 15%-CHDO set aside
- 40%-Down Payment Assistance Program
- 35%-Other HOME projects

**Percentages may change each year in the Consolidated Plan timeframe*

This public hearing was advertised through publication in the Kitsap Sun, posted on the City's website, as well as sent out in an e-news blast to all City of Bremerton email recipients. This meeting was very well attended and public comments were received from approximately 15 members of the public. Also, 3 letters from the public were received by the City Council. These meetings are also televised on Bremerton/Kitsap County's public access TV station BKAT.

On July 7th the Community Development Block Grant Administrator had a meeting with the Downtown Bremerton Business association to get their recommendations for CDBG resource use in the NRSA target area. They provided their support in the form of a letter to the City Council.

On August 19th the Bremerton City Council held a public hearing to adopt the designation of a blight zone. This hearing was advertised in the Kitsap Sun, published on the City's website, and sent out in an e-news blast to all City of Bremerton email recipients. The blight zone was adopted and the City intends on using 10% of its allocation towards abatement of blight conditions. This meeting was televised on Bremerton/Kitsap County's public access TV station BKAT.

On September 2nd the Bremerton City Council held a public hearing to release the draft of the consolidated plan and to adopt the 2016 Policy Plan. This hearing was advertised in the Kitsap Sun, published on the City's website, and sent out in an e-news blast to all City of Bremerton email recipients.

The draft was also sent out as well as posted on the City's website. This meeting was televised on Bremerton/Kitsap County's public access TV station BKAT.

On September 3rd, the Community Development Block Grant Administrator was interviewed by Mayor Patty Lent regarding the targeted use of CDBG resources in the NRSA target area. This interview was televised on Bremerton/Kitsap County's public access TV station BKAT.

On September 8th City Staff, as well as many downtown partners, and interested community members participated in a day-long planning charrette for the development of the east side of 4th avenue. This block is plagued by empty, vacant buildings. Many wonderful, creative ideas were developed from this Charette.

On November 18th, the Bremerton City Council held a public hearing to adopt the 2016-2020 Consolidated Plan, which includes the action plan. The action plan will detail all recipients of funding for the 2016 program year. Copies of the Consolidated Plan will be distributed widely and targeted towards residents of the target area, public housing residents, and distributed to the housing solutions center. Copies were also displayed in the Kitsap Regional Public Libraries. The hearing was advertised in the Kitsap Sun, published on the City's website, and information on the hearing was sent out in an e-news blast to all City of Bremerton email recipients. This meeting was televised on Bremerton/Kitsap County's public access TV station BKAT.

The City has also held 15-day public comment periods on the draft consolidated plan, and the policy plan. It will hold a 30 day public comment period on the consolidated plan, with the NRSA component including the action plan in the fall.

Copies of the Consolidated plan were posted at the local libraries, community centers and copies were provided at both the Bremerton Housing Authority as well as at the Housing Solutions Center, and at Housing Kitsap.

ECONOMIC EMPOWERMENT PLAN

A realistic economic empowerment plan prioritizes strategies and implementation mechanisms that promote the area's economy by focusing on activities that create jobs as well as activities that bring meaningful revitalization to the neighborhood. During the next five years, the following strategies will be undertaken with the goal of creating jobs, economic opportunities, and revitalization of the neighborhoods, residential infrastructure, and business areas in the Downtown/Residential Core NRSA.

Strategies:

1. STIMULATE ECONOMIC DEVELOPMENT ACTIVITIES AND THE GROWTH OF BUSINESSES
 - Support economic development activities and diversification that generate jobs and lead to sustainable self-sufficient living wages.

12

- Promote and sustain small businesses through support and education.

- Assist business owners with storefront signage, façade and lighting improvements to create a positive retail environment.
 - Improve on building deficiencies by bringing buildings up to code and fixing structural deficiencies.
2. PROVIDE STANIARY, SAFE, DECENT, AND AFFORDABLE HOUSING
 - Increase the number of affordable housing units within the NRSA
 - Support housing rehab efforts within the NRSA
 - Increase availability of homeownership opportunities through Bremerton's downpayment assistance program (*Not limited to NRSA, this program is available city-wide*).
 3. COMMUNITY DEVELOPMENT AND IMPROVEMENT
 - Work with the City to expand installation of audible signals and curb ramps, sidewalk repair, and other facilities to make all sections of the NRSA accessible.
 - Improve public parks by funding activities that rejuvenate park facilities.
 - Improve street infrastructure by improving surfacing, striping, curb cuts, bike lanes
 - Support green-street initiatives throughout the NRSA.
 4. REMOVE BLIGHT
 - Initiate infill development of mix-used facilities to renovate vacant commercial structures and replace vacant and abandoned housing and lots.
 - Clear and demolish structures which pose a hazard, or reduce the visual appeal of the neighborhood.
 - Create a sense of place that contributes to a strong downtown.

OUTCOMES AND PERFORMANCE MEASUREMENTS

Strategies identified in this NRSA are developed to generate economic development activities geared toward revitalizing neighborhoods to make them attractive for investments, thereby creating employment opportunities and safer communities. As mentioned earlier in this report, revitalizing deteriorating neighborhoods requires the use of different approaches and performance reviews to achieve the desired outcome. Performance measurements for this NRSA will follow the criteria identified in the City's Housing and Community Development component of the Consolidated Plan.

Strategies

STIMULATE ECONOMIC DEVELOPMENT ACTIVITIES AND THE GROWTH OF BUSINESS

Outcome Indicator

- Support programs that provide job training, small business assistance, and create jobs.

- Provide assistance and/or funding to improve the storefronts, landscapes, streetscapes, parking and facades of 20 businesses
- Facilitate the creation of anchor business establishments in the downtown core
- Support and sustain Bremerton residents to start their own businesses

2016-2020 Performance Measurements

- Facilitate job creation in the downtown core. Goal outcome indicator: 25 jobs created
- Provide small business development assistance to 20 individuals
- Façade treatment/business building rehabilitation: 20 businesses
- Businesses assisted: 14

ABATE BLIGHT CONDITIONS

Outcome Indicator

- Provide support to agencies, organizations, or developers to abate blight conditions through commercial building rehab, or conversion to residential units for mixed commercial and residential use.

2016-2020 Performance Measurements

- Public Facility or infrastructure activities other than low/moderate income housing benefit: 965 persons assisted.
- Façade treatment/business building rehabilitation: 10 businesses

PROVIDE SANITARY, SAFE, DECENT, AND AFFORDABLE HOUSING

Outcome Indicator

- Support the creation of affordable housing units in the selected area. This includes mixed use and mixed income housing
- Provide assistance for rehabilitation, including energy efficiency for low/moderate income Bremerton residents
- Support the City's downpayment assistance program

2016-2020 Performance Measurements

- Rental Units constructed: 50 household housing unit
- Homeowner housing rehabilitated: 40 household housing unit
- Direct financial assistance to homebuyers: 40 households assisted

COMMUNITY DEVELOPMENT AND IMPROVEMENT

Outcome Indicator

- Improved accessibility within and around the NRSA. Includes curb ramps, bike lanes, turning pockets, audible signals, and sidewalks.
- Increased patronage of public parks in the NRSA.
- Improvement of public parks in the NRSA.
- An environment that provides for an arrangement of public facilities that compliment private development and meet the needs of residents in the NRSA.

2016-2020 Performance Measurements

- Fund 1 project that provides street and sidewalk improvements to increase safety for neighborhood residents.
- Support neighborhood activities in local parks.
- Provide assistance to at least 1 parks or recreation facilities for construction and/or accessible upgrades
- Provide assistance to at least 1 street improvement project (new surfacing, striping, curb cuts, or bike lanes).

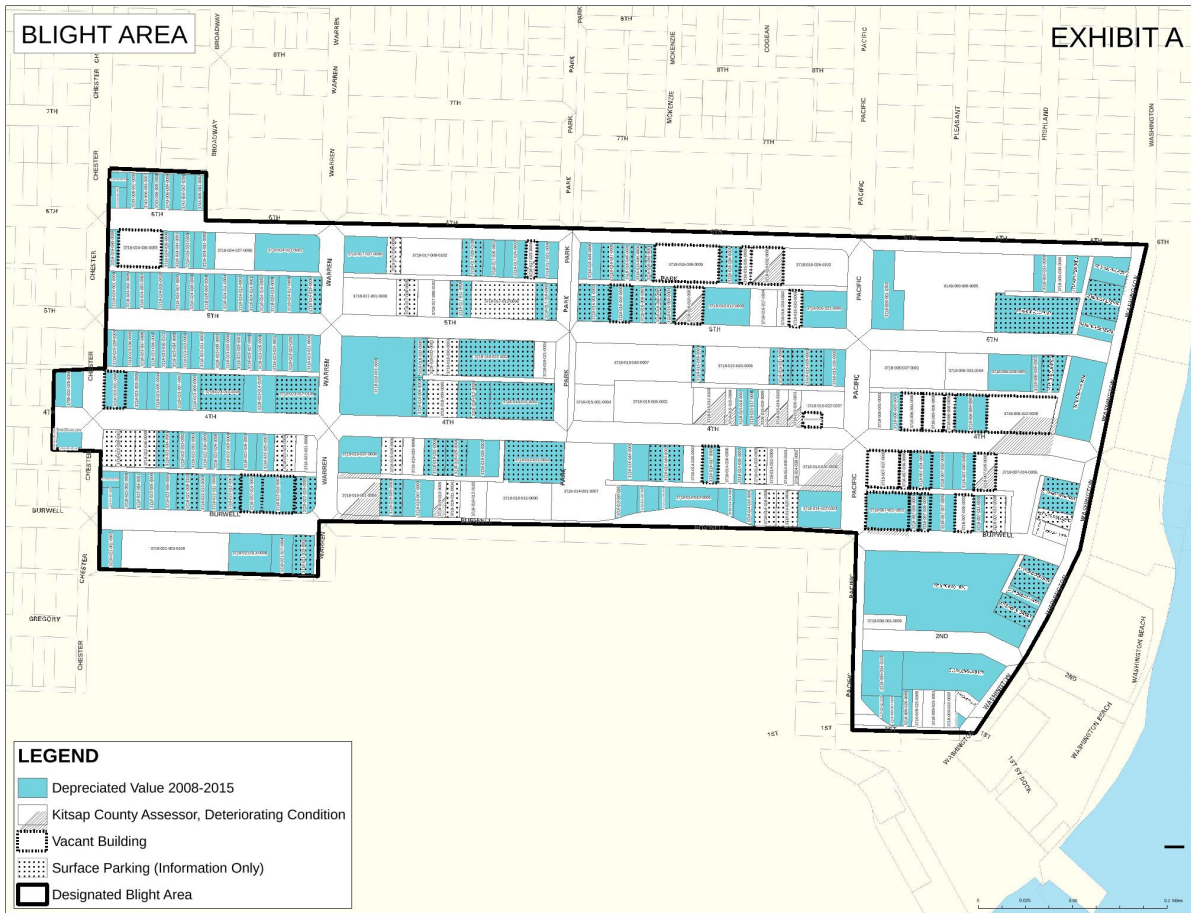
FUNDING THE NRSA AREA

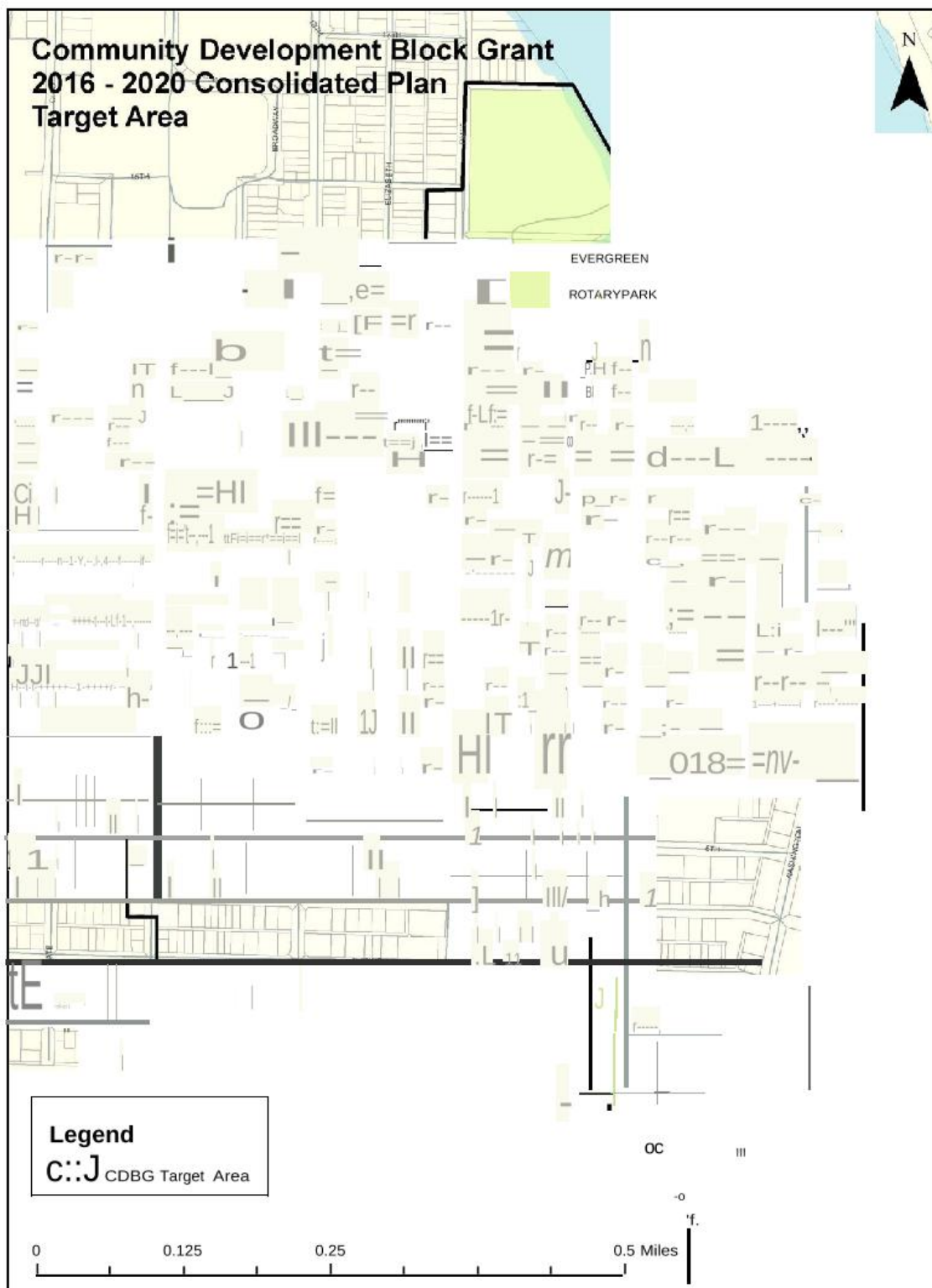
The Downtown Residential Core NRSA is where the City of Bremerton has committed to focus its CDBG allocation for the next 5 years. The City has a 15% set-aside for economic development city-wide, with 10% for blight, and 55% for capital projects in the NRSA target area. The City also anticipates exploring the option of a Section 108 for use in the target area within the next 5 years.

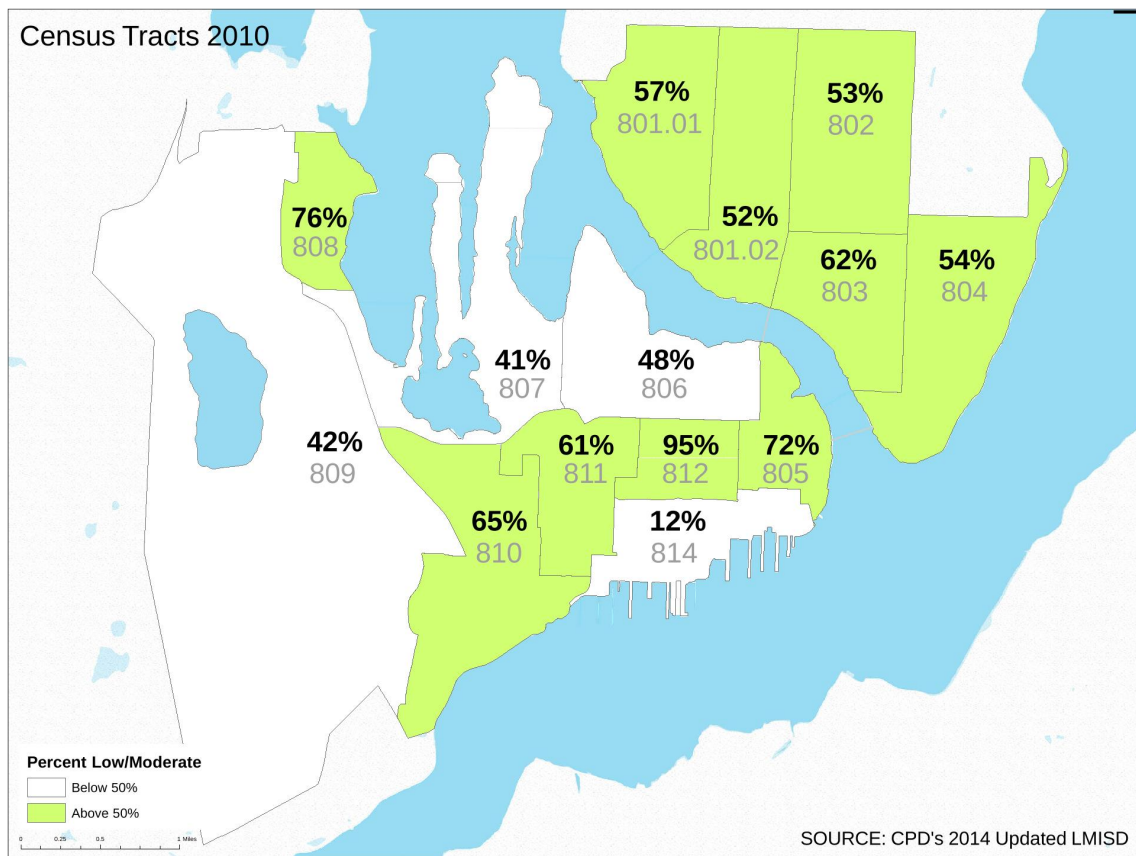
Contact List for Neighborhood Revitalization Strategy Area

1. Andrea Spencer-Director of Community Development, City of Bremerton
2. Greg Wheeler-City of Bremerton Council President
3. Jerry McDonald-City Council Representative, District 1
4. Michael Goodnow-President, Downtown Business Association
5. Larry Eyer-Executive Director, Kitsap Community Resources
6. Dayna Ebersole-Program Manager, Business, Education, Support & Training Program
7. Kurt Wiest-Executive Director, Bremerton Housing Authority

8. Jeannie Vaughn-Building Official, City of Bremerton
9. Janet Lunceford-Code Enforcement, City of Bremerton
10. Shannon Bauman-Kitsap County, CDBG
11. Bonnie Tufts-Kitsap County, CDBG
12. Steve Rice-Principal Architect, Rice Fergus Miller
13. Sarah Achaoui-City of Bremerton, CDBG







Appendix 2

Consolidated Plan Listing of Projects

TABLE 3C
CONSOLIDATED PLAN LISTING OF PROJECTS

Appendix 4
Project ID: 2016
pg 1

Participating Jurisdiction	City of Bremerton		
Applicant Name	CITY OF BREMERTON BLOCK GRANT PROGRAM		
Activity Name	GENERAL CDBG PROGRAM ADMINISTRATION		
Project Description			
CDBG ADMINISTRATION Grant administration is the general management and coordination of the CDBG/HOME programs, including federal regulation compliance, annual monitoring, citizen participation and development of other sources of funding for community development. 20% of our CDBG entitlement may be used for planning and administrative costs to deliver the CDBG program requirements. Those funds not being used for administration and planning purposes will be rolled into project use.			
Project Address or Census Tract	City	State	Zip Code +4
345 6TH STREET SUITE 600	BREMERTON	WA	98337
Specific Consolidated Plan Policy Objective and Description			
ADM-1	Support development of healthy, viable communities through partnerships among all levels of government, non-profit organizations and the private sector to achieve the goals of decent housing, suitable living environments and expanded economic opportunities.		
Consolidated Plan Strategy:	1. Collaboration and Standardization: The City of Bremerton will continue to work collaboratively in the administration of the County and City Block Grant Programs. This effort will include common policies and procedures for the application and use of funds, subrecipient reporting, record keeping and monitoring.		
Priority Need	Type of Recipient	FUNDING SOURCES:	
High	Another Unit of Local Gov	CDBG:	
National Objective Benefit to Low Inc	National Objective Citation	City CDBG	\$ 83,487.60
		ANTICIPATED PI	\$ -
Eligible Activity Citation (HOME/CDBG)	Matrix Code and Activity Description	2016 TOTAL FORMULA	\$ 83,487.60
24 C.F.R. 570.206 CDBG	21A - General Program Administration	PRIOR YEAR CDBG FUNDS	\$ -
Performance Objective	Performance Outcome	OTHER FUNDING:	
		Other Federal	\$ -
Accomplishment Type	Proposed Annual Units	State	\$ -
		Local	\$ 50,000.00
Proposed Start Date	Proposed Completion Date	Agency	\$ -
1/1/2016	12/31/2016	Private	\$ -
		Other/In-Kind	\$ -
		TOTAL	\$ 133,487.60
Will this project primarily help the homeless or disabled?			
No			

Participating Jurisdiction	City of Bremerton
Applicant Name	Sound West
Activity Name	Blight Abatement (279 4th Street)
Project Description	

4/4/2016

TABLE 3C
CONSOLIDATED PLAN LISTING OF PROJECTS

Appendix 4
Project ID: 2016
pg 2

Funding will pay to will install sprinklers in a vacant building. By installing these sprinklers code violations will be mitigated and the building will be brought up to current code and allow for occupancy. Future use will be two loft apartments in a live/work space.

Project Address or Census Tract	City	State	Zip Code +4
279 4th Street	BREMERTON	WA	98337

Specific Consolidated Plan Policy Objective and Description	
PF-1	Improve the infrastructure and physical environment of the Consortium's Low-Mod areas (see Appendix E for Low-Mod criteria).

Consolidated Plan Strategy:	
PF-1	3. Eliminate Slum & Blight: Address slum and blight by targeting housing rehabilitation, neighborhood revitalization programs, and code enforcement to designated areas (PF-1)

Priority Need	Type of Recipient	FUNDING SOURCES:
High	For-Profit Corporation	CDBG:
National Objective Benefit to Low Inc	National Objective Citation	City CDBG
LMA - Low/Mod Area Benefit	570.208(d)(5)(i)	ANTICIPATED PI
Eligible Activity Citation (HOME/CDBG)	Matrix Code and Activity Description	2016 TOTAL FORMULA
24 CFR 570.202(a)(3)	14E-Rehab; Pub or Private-Owned Comm	PRIOR YEAR CDBG FUNDS
Performance Objective	Performance Outcome	OTHER FUNDING:
Suitable Living Environment	Availability/Accessibility	Other Federal
Accomplishment Type	Proposed Annual Units	State
Housing Units	2	Local
Proposed Start Date	Proposed Completion Date	Agency
1/1/2016	12/31/2016	Private
		Other/In-Kind
		TOTAL
		\$ 43,930.68

Will this project primarily help the homeless or disabled?
No

Participating Jurisdiction CITY OF BREMERTON

Applicant Name	KITSAP COMMUNITY RESOURCES
Activity Name	BUSINESS EDUCATION SUPPORT AND TRAINING (BEST)
Project Description	
BUSINESS EDUCATION SUPPORT AND TRAINING (BEST) Funds will support 1 full-time, dedicated staff member at Kitsap Community Resources to manage all aspects of the program, including marketing and enrollment, business training classes, business support groups, one-on-one technical assistance, workshops, microlending through Washington CASH. This project seeks to provide the tools needed for an individual to reach financial sustainability through entrepreneurship.	

Project Address or Census Tract	City	State	Zip Code +4
845 8th Street	Bremerton	WA	98337

Specific Consolidated Plan Policy Objective and Description	
PS-3 Investment	Investment -Increase self-sufficiency and independence for low-income and special needs populations.

4/4/2016

TABLE 3C
CONSOLIDATED PLAN LISTING OF PROJECTS

Appendix 4
Project ID: 2016
pg 3

Consolidated Plan Strategy: PS-3.10		10. Self sufficiency programs: Support programs providing education allowing individuals and families to help themselves make live-improving changes toward self-sufficiency, such as literacy programs, financial education, life-skills training, employment skills training, and other programs (PS-3).	
Priority Need	Type of Recipient	FUNDING SOURCES:	
High	Non-Profit	CDBG	
National Objective Benefit to Low Inc	National Objective Citation	City CDBG	\$65,896
LMC - Low/Mod Ltd Clientele	24 CFR 570.208(a)(2)(iii)	ANTICIPATED PI	\$ -
Eligible Activity Citation (HOME/CDBG)	Matrix Code and Activity Description	2016 TOTAL FORMULA	\$ 65,896.03
24 CFR 570.201(o)	18C - Micro-Enterprise Assistance	PRIOR YEAR CDBG FUNDS	\$ -
Performance Objective	Performance Outcome	OTHER FUNDING:	
Economic Opportunity	Sustainability	Other Federal	\$ 50,000.00
Accomplishment Type	Proposed Annual Units	State	\$ -
People	79	Local	\$ 3,000.00
Proposed Start Date	Proposed Completion Date	Agency	
1/1/2016	12/31/2016	Private	\$ 5,000.00
		Other/In-Kind	\$ 7,000.00
		TOTAL	\$ 130,896.03

Will this project primarily help the homeless or disabled?

No

Participating Jurisdiction CITY OF BREMERTON

Applicant Name	KITSAP COMMUNITY RESOURCES
Activity Name	WEATHERIZATION AND MINOR HOME REPAIR
Project Description	
Funds will provide weatherization and minor home repair services for 4 income eligible homes within the City of Bremerton 2016-2020 Consolidated Plan target area. This will include installing measures which improve energy efficiency such as insulation, blower door testing to assess heat leakage, ductless heat pumps and combustion safety evaluation. It will also include minor home repairs that may include repair or replacement of a leaking roof, as well as health and safety improvements such as repairing wiring and plumbing. Extra emphasis will be placed on increasing accessibility in rental units by installing wheelchair ramps, and in-shower grab bars.	

Project Address or Census Tract	City	State	Zip Code +4
845 8th Street	Bremerton	WA	98337

Specific Consolidated Plan Policy Objective and Description			
H-1 Housing	Improve and preserve the quality of affordable housing in the Consortium, including both owner occupied and rental housing, serving low-income households.		
Consolidated Plan Strategy: H-1, H-7	2. Energy Efficiency Measures: Preserve and improve energy efficiency of affordable housing units through weatherization and other efficiency measures. (H-1, H-7).		
Priority Need	Type of Recipient	FUNDING SOURCES:	
High	Non-Profit	CDBG	
National Objective Benefit to Low Inc	National Objective Citation	City CDBG	\$ 27,989.76
LMC - Low/Mod Ltd Clientele	24 CFR 570.208(a)(1)	ANTICIPATED PI	\$ -
Eligible Activity Citation (HOME/CDBG)	Matrix Code and Activity Description	2016 TOTAL FORMULA	\$ 27,989.76
24 CFR 570.208(a)(3)	14F - Energy Efficiency Improvements	PRIOR YEAR CDBG FUNDS	\$ -
Performance Objective	Performance Outcome	OTHER FUNDING:	
Decent Housing	Availability/Accessibility	Other Federal	

4/4/2016

TABLE 3C
CONSOLIDATED PLAN LISTING OF PROJECTS

Appendix 4
Project ID: 2016
pg 4

Accomplishment Type	Proposed Annual Units	State	\$	141,700.00
Housing Units	4	Local	\$	316,100.00
Proposed Start Date	Proposed Completion Date	Agency		
1/1/2016	12/31/2016	Private		
		Other/In-Kind	\$	-
		TOTAL	\$	485,789.76

Will this project primarily help the homeless or disabled?

No

Participating Jurisdiction CITY OF BREMERTON

Applicant Name	CITY OF BREMERTON-PARKS DEPARTMENT
Activity Name	ADA IMPROVEMENTS AT EVERGREEN ROTARY PARK
Project Description	
Funds will be used to completed curb cuts and accessible sidewalks at the vehicular entrance to Evergreen Rotary Park	

Project Address or Census Tract	City	State	Zip Code +4
1500 Park Ave	Bremerton	WA	98337

Specific Consolidated Plan Policy Objective and Description			
PF-4	Enhance the quality of life through creation and improvement of recreational spaces and		
Consolidated Plan Strategy:	1. Removal of Barriers: Provide suitable access to public facilities in the cities and County by removing architectural barriers. Remove barriers to the safe travel of persons with		
PF-4.10			
Priority Need	Type of Recipient	FUNDING SOURCES:	
High	Another Unit of Local Gov	CDBG	
National Objective Benefit to Low Inc	National Objective Citation	City CDBG	\$17,000
LMA - Low/Mod Area Benefit	24 CFR 570.208(a)(1)	ANTICIPATED PI	\$ -
Eligible Activity Citation (HOME/CDBG)	Matrix Code and Activity Description	2016 TOTAL FORMULA	
24 CFR 570.201(c)	03F - Parks, Recreational Facilities	PRIOR YEAR CDBG FUNDS	\$ 17,000.00
Performance Objective	Performance Outcome	OTHER FUNDING:	
Suitable Living Environment	Availability/Accessibility	Other Federal	
Accomplishment Type	Proposed Annual Units	State	\$ -
Public Facilities	1	Local	
Proposed Start Date	Proposed Completion Date	Agency	
1/1/2016	12/31/2016	Private	
		Other/In-Kind	
		TOTAL	\$ 17,000.00

Will this project primarily help the homeless or disabled?

No

Applicant Name	Sound West Group
Activity Name	Façade Improvement (228/230 & 252 4th Street)
Project Description	
Funding will pay for the improvement and repurposing of the building façade on Fourth street for three vacant properties which have	

Project Address or Census Tract	City	State	Zip Code +4
228/230 & 252 4th Street	Bremerton	WA	98337

Specific Consolidated Plan Policy Objective and Description			
E-1	Expand economic opportunities for very low- and low-income residents and reduce the		
Consolidated Plan Strategy:	7. Job Creation: Participate in providing infrastructure or facilities to provide for business expansion or development to offer employment opportunities throughout the County (E-4).		
PF-4.10			
Priority Need	Type of Recipient	FUNDING SOURCES:	
High	For-Profit Corporation	CDBG	
National Objective Benefit to Low Inc	National Objective Citation	City CDBG	\$196,629

4/4/2016

TABLE 3C
CONSOLIDATED PLAN LISTING OF PROJECTS

Appendix 4
Project ID: 2016
pg 5

LMA - Low/Mod Area Benefit	24 CFR 570.208(a)(1)	ANTICIPATED PI	\$ -
Eligible Activity Citation (HOME/CDBG)	Matrix Code and Activity Description	2016 TOTAL FORMULA	\$ 196,629.00
24 CFR 570.201(c)	14E-Rehab; Pub or Private-Owned Comm	PRIOR YEAR CDBG FUNDS	
Performance Objective	Performance Outcome	OTHER FUNDING:	
Suitable Living Environment	Availability/Accessibility	Other Federal	
Accomplishment Type	Proposed Annual Units	State	\$ -
Façade improvement for 3 parcels of property	3	Local	
Proposed Start Date	Proposed Completion Date	Agency	
1/1/2016	12/31/2016	Private	
		Other/In-Kind	
		TOTAL	\$ 196,629.00

4/4/2016

Appendix 3

CDBG 2016 Funding Recommendations

2016 CDBG Funding Assumption: \$434,933			Appendix 1	
	Percentage of Award Allocation	Estimated Available Funding	Funding Requested	Funding Recommended
CDBG STAFF ADMINISTRATION FUNDING	20%	\$83,488	\$83,488	\$83,488
Contingency recommendation: Administration award will be preserved based on on percentage (20%) of actual funding received from HUD.				
CDBG CITYWIDE ECONOMIC DEVELOPMENT (ED) FUNDING	15%	\$65,896		
KCR: BEST Program			\$50,000	\$65,896
Contingency recommendation: Citywide ED award will be preserved based on percentage (15%) of actual funding received from HUD.				
CDBG BLIGHT FUNDING	10%	\$43,931		
Sound West Group: 279 4th Street Building Upgrades			\$39,000	\$43,931
Contingency recommendation: Blight funding award will be preserved based on percentage (10%) of actual funding received from HUD.				
CDBG CAPITAL PROJECT FUNDING	55%	\$241,619		
Sound West Group: 4th Street Facade Improvements			\$196,629	\$196,629
KCR: Weatherization and Minor Home Repair			\$50,000	\$27,990
COB Parks - Evergreen Rotary Park "Missing Link"			\$168,950	\$17,000
New Life CDA - Economic Empowerment Center			\$200,000	\$0
CDBG Capital Project Funding Sub-Total				\$241,619
Contingency recommendation. Capital project funding will be preserved based on percentage (55%) of actual funding received from HUD.				
If allocation is \$17,000 more than anticipated, COB Parks will be funded for the ADA walkway at vehicular entrance of Evergreen-Rotary park. Any increased allocation less on \$17,000 will go toward KCR's weatherization and minor home repair projects.				
TOTAL OF ALL PROPOSED FUNDING ALLOCATIONS FOR 2016 CDBG				\$434,933
NOTE: CDBG project amounts may be reduced to cover project/activity delivery costs as outlined in the 2016 CDBG/HOME Policy Plan				

Appendix 4

2016 CDBG/HOME Project Descriptions

2016 CDBG/HOME Project Descriptions

CDBG STAFF ADMINISTRATION FUNDING

Grant administration is the general management and coordination of the CDBG/HOME programs, including federal regulation compliance, annual monitoring, citizen participation and development of other sources of funding for community development. 20% of our CDBG entitlement may be used for planning and administrative costs to deliver the CDBG program requirements. Those funds not being used for administration and planning purposes will be rolled into project use.

CDBG CITYWIDE ECONOMIC DEVELOPMENT (ED) FUNDING

Kitsap Community Resources: Business Education Support and Training

Funds will be used to support 79 Bremerton and Kitsap County residents in creating small taxpaying businesses through the Business Education Support and Training (BEST) program. Specifically the total estimated number of Bremerton residents to be directly served by the BEST program is 37. BEST is a microenterprise program that provides business training, ongoing business support, and facilitates access to capital to help clients with limited financial resources develop their business. In 2016 79 Bremerton and Kitsap County residents will be supported as they create small taxpaying businesses.

CDBG BLIGHT FUNDING

Sound West Group: 279 4th Street Building Upgrades

This project will help to address the blight conditions in the 279 4th street building which has been vacant since the 1980s. The work will address substantial code deficiencies by installing fire sprinklers to bring the building up to acceptable current building codes.

CDBG CAPITAL PROJECT FUNDING

Sound West Group: 4th Street Facade Improvements

Funds will be used to conduct facade improvements for the remodeling and repositioning the properties to convert what is currently old, vacant commercial space into 30 modern, efficient apartments, with at least 20% of the units dedicated to affordable housing. The commercial use will be on the majority of the ground floor areas of the buildings with the exception of the Sears building, where the ground floor will be dedicated to "live work", i.e. it may serve either for commercial or retail.

Kitsap Community Resources-Weatherization and Minor Home Repair

Funds will be used to provide Weatherization and minor home repair to 6 income eligible homes within the City of Bremerton 2016-2020 Consolidated Plan target area. This will include installing measures which improve energy efficiency such as insulation, blower door testing to assess heat leakage, ductless heatpumps and combustion safety evaluation. It will also include minor home repairs that may include repair or replacement of a leaking roof. Improvements in rental properties will be allowed in limited cases for ADA improvements such as wheelchair ramps. Funds from this request will be used for labor and materials and improvements only.

City of Bremerton Parks and Recreation-ADA Improvements

Funds will go towards completing curb cuts and accessible sidewalks at the vehicular entrance to Evergreen Rotary Park.

New Life Community Development Agency-Marvin Williams/Birkenfield Economic Empowerment Centers (Not Recommended for Funding)

Funds will go towards the construction of the Marvin Williams/Birkenfield Economic Empowerment Center. This facility is a 20,000 square foot building with the two facilities that will be distinguished by wings. The Marvin Williams Center will occupy approximately 16,000 sf and the Birkenfield Economic Empowerment Center will occupy 4,000 sf.

HOME PROJECT FUNDING

Community Frameworks-Built in Bremerton 3

Funds will be used as Down Payment Assistance (DPA) for approximately 12 homebuyers participating in the Built in Bremerton homeownership program, and to pay administrative costs such as affirmatively marketing the program and processing homebuyer applications and closings. Built in Bremerton is a local homeownership program in which Community Frameworks purchases vacant foreclosed, or otherwise dilapidated homes within Bremerton City Limits. The homes are rehabilitated and made available for sale to low-income homebuyers who fall under the 80% Area Median Income limits.

Grantee SF-424's and Certification(s)

APPLICATION FOR FEDERAL ASSISTANCE		OMB Approved No. 3176-0006		Version 7/03	
1. TYPE OF SUBMISSION: Application		2. DATE SUBMITTED 3/15/2016		Applicant Identifier 91-6001231	
3. DATE RECEIVED BY STATE		4. DATE RECEIVED BY FEDERAL AGENCY		State Application Identifier	
Federal Identifier					
5. APPLICANT INFORMATION					
Legal Name: City of Bremerton			Organizational Unit: Department: Department of Community Development		
Organizational DUNS: 556646970			Division: Block Grant		
Address: Street: 345 6th Street, Suite 600			Name and telephone number of person to be contacted on matters involving this application (give area code): Prefix: Mrs First Name: Sarah		
City: Bremerton			Middle Name Ann		
County: Kitsap			Last Name Achaoui		
State: WA			Suffix:		
Zip Code 98337			Email: sarah.achaoui@cityofbremerton.wa.us		
6. EMPLOYER IDENTIFICATION NUMBER (EIN): 91-6001231			Phone Number (give area code) 360-473-5375		
			Fax Number (give area code) 360-473-5278		
7. TYPE OF APPLICATION: <input checked="" type="checkbox"/> New <input type="checkbox"/> Continuation <input type="checkbox"/> Revision If Revision, enter appropriate letter(s) in box(es) (See back of form for description of letters.) Other (specify):			7. TYPE OF APPLICANT: (See back of form for Application Types) Municipal Other (specify):		
8. CATALOG OF FEDERAL DOMESTIC ASSISTANCE NUMBER: 14-218			9. NAME OF FEDERAL AGENCY: U.S. Department of Housing and Urban Development		
10. AREAS AFFECTED BY PROJECT (Cities, Counties, States, etc.): City of Bremerton			11. DESCRIPTIVE TITLE OF APPLICANT'S PROJECT: CDBG funds will be used for housing rehab and weatherization, down payment assistance, capital improvements, microenterprise assistance, blight abatement, and administration of the City's Block Grant entitlement.		
12. PROPOSED PROJECT Start Date: 1/1/2016 Ending Date: 12/31/2016			13. CONGRESSIONAL DISTRICTS OF: a. Applicant b. Project		
14. ESTIMATED FUNDING:			15. IS APPLICATION SUBJECT TO REVIEW BY STATE EXECUTIVE ORDER 12372 PROCESS?		
a. Federal CDBG Entitlement \$ 417,438			a. Yes: <input type="checkbox"/> THIS PREAPPLICATION/APPLICATION WAS MADE AVAILABLE TO THE STATE EXECUTIVE ORDER 12372 PROCESS FOR REVIEW ON DATE:		
b. Applicant CDBG General Match \$ 50,000			b. No: <input checked="" type="checkbox"/> PROGRAM IS NOT COVERED BY E. O. 12372		
c. State \$ 423,700			<input type="checkbox"/> OR PROGRAM HAS NOT BEEN SELECTED BY STATE FOR REVIEW		
d. Local \$ 316,100			17. IS THE APPLICANT DELINQUENT ON ANY FEDERAL DEBT?		
e. Other 2014/2015 EN Rollover \$ 17,495			<input type="checkbox"/> Yes If "Yes" attach an explanation. <input checked="" type="checkbox"/> No		
f. Program Income \$					
g. TOTAL \$ 1,224,733					
16. TO THE BEST OF MY KNOWLEDGE AND BELIEF, ALL DATA IN THIS APPLICATION/PREAPPLICATION ARE TRUE AND CORRECT. THE DOCUMENT HAS BEEN ONLY AUTHORIZED BY THE GOVERNING BODY OF THE APPLICANT AND THE APPLICANT WILL COMPLY WITH THE ATTACHED ASSURANCES IF THE ASSISTANCE IS AWARDED.					
a. Authorized Representative					
Prefix Mrs		First Name Patty		Middle Name	
Last Name Lent				Suffix	
b. Title Mayor				c. Telephone Number (give area code) 360-473-5268	
d. Signature of Authorized Representative <i>Patty Lent</i>				e. Date Signed 03-15-2016	



CPMP Non-State Grantee Certifications

Many elements of this document may be completed electronically, however a signature must be manually applied and the document must be submitted in paper form to the Field Office.

- ☐ This certification does not apply.
☒ This certification is applicable.

NON-STATE GOVERNMENT CERTIFICATIONS

In accordance with the applicable statutes and the regulations governing the consolidated plan regulations, the jurisdiction certifies that:

Affirmatively Further Fair Housing – The jurisdiction will affirmatively further fair housing, which means it will conduct an analysis of impediments to fair housing choice within the jurisdiction, take appropriate actions to overcome the effects of any impediments identified through that analysis, and maintain records reflecting that analysis and actions in this regard.

Anti-displacement and Relocation Plan – It will comply with the acquisition and relocation requirements of the Uniform Relocation Assistance and Real Property Acquisition Policies Act of 1970, as amended, and implementing regulations at 49 CFR 24; and it has in effect and is following a residential antidisplacement and relocation assistance plan required under section 104(d) of the Housing and Community Development Act of 1974, as amended, in connection with any activity assisted with funding under the CDBG or HOME programs.

Drug Free Workplace – It will or will continue to provide a drug-free workplace by:

1. Publishing a statement notifying employees that the unlawful manufacture, distribution, dispensing, possession, or use of a controlled substance is prohibited in the grantee's workplace and specifying the actions that will be taken against employees for violation of such prohibition;
2. Establishing an ongoing drug free awareness program to inform employees about –
 - a. The dangers of drug abuse in the workplace;
 - b. The grantee's policy of maintaining a drug-free workplace;
 - c. Any available drug counseling, rehabilitation, and employee assistance programs; and
 - d. The penalties that may be imposed upon employees for drug abuse violations occurring in the workplace;
3. Making it a requirement that each employee to be engaged in the performance of the grant be given a copy of the statement required by paragraph 1;
4. Notifying the employee in the statement required by paragraph 1 that, as a condition of employment under the grant, the employee will –
 - a. Abide by the terms of the statement; and
 - b. Notify the employer in writing of his or her conviction for a violation of a criminal drug statute occurring in the workplace no later than five calendar days after such conviction;
5. Notifying the agency in writing, within ten calendar days after receiving notice under subparagraph 4(b) from an employee or otherwise receiving actual notice of such conviction. Employers of convicted employees must provide notice, including position title, to every grant officer or other designee on whose grant activity the convicted employee was working, unless the Federal agency has designated a central point for the receipt of such notices. Notice shall include the identification number(s) of each affected grant;
6. Taking one of the following actions, within 30 calendar days of receiving notice under subparagraph 4(b), with respect to any employee who is so convicted –
 - a. Taking appropriate personnel action against such an employee, up to and including termination, consistent with the requirements of the Rehabilitation Act of 1973, as amended; or
 - b. Requiring such employee to participate satisfactorily in a drug abuse assistance or rehabilitation program approved for such purposes by a Federal, State, or local health, law enforcement, or other appropriate agency;
7. Making a good faith effort to continue to maintain a drug-free workplace through implementation of paragraphs 1, 2, 3, 4, 5 and 6.

Anti-Lobbying – To the best of the jurisdiction's knowledge and belief:

8. No Federal appropriated funds have been paid or will be paid, by or on behalf of it, to any person for influencing or attempting to influence an officer or employee of any agency, a Member of Congress, an officer or employee of Congress, or an employee of a Member of Congress in connection with the awarding of any Federal contract, the making of any Federal grant, the making of any Federal loan, the entering into of any cooperative agreement, and the extension, continuation, renewal, amendment, or modification of any Federal contract, grant, loan, or cooperative agreement;
9. If any funds other than Federal appropriated funds have been paid or will be paid to any person for influencing or attempting to influence an officer or employee of any agency, a Member of Congress, an officer or employee of Congress, or an employee of a Member of Congress in connection with this Federal contract, grant, loan, or cooperative agreement, it will complete and submit Standard Form-LLL, "Disclosure Form to Report Lobbying," in accordance with its instructions; and
10. It will require that the language of paragraph 1 and 2 of this anti-lobbying certification be included in the award documents for all subawards at all tiers (including subcontracts, subgrants, and contracts under grants, loans, and cooperative agreements) and that all subrecipients shall certify and disclose accordingly.

Authority of Jurisdiction – The consolidated plan is authorized under State and local law (as applicable) and the jurisdiction possesses the legal authority to carry out the programs for which it is seeking funding, in accordance with applicable HUD regulations.


Consistency with plan – The housing activities to be undertaken with CDBG, HOME, ESG, and HOPWA funds are consistent with the strategic plan.

Acquisition and Relocation – It will comply with the acquisition and relocation requirements of the Uniform Relocation Assistance and Real Property Acquisition Policies Act of 1970, as amended, and implementing regulations.

Section 3 – It will comply with section 3 of the Housing and Urban Development Act of 1968, and implementing regulations at 24 CFR Part 135.



Signature/Authorized Official



Date

Name

Name

Title

Title

Address

Address

City/State/Zip

City/State/Zip

Telephone Number

Telephone Number

- ☐ This certification does not apply.
☒ This certification is applicable.

Specific CDBG Certifications

The Entitlement Community certifies that:

Citizen Participation -- It is in full compliance and following a detailed citizen participation plan that satisfies the requirements of 24 CFR 91.105.

Community Development Plan -- Its consolidated housing and community development plan identifies community development and housing needs and specifies both short-term and long-term community development objectives that provide decent housing, expand economic opportunities primarily for persons of low and moderate income. (See CFR 24 570.2 and CFR 24 part 570)

Following a Plan -- It is following a current consolidated plan (or Comprehensive Housing Affordability Strategy) that has been approved by HUD.

Use of Funds -- It has complied with the following criteria:

Maximum Feasible Priority - With respect to activities expected to be assisted with CDBG funds, it certifies that it has developed its Action Plan so as to give maximum feasible priority to activities which benefit low and moderate income families or aid in the prevention or elimination of slums or blight. The Action Plan may also include activities which the grantee certifies are designed to meet other community development needs having a particular urgency because existing conditions pose a serious and immediate threat to the health or welfare of the community, and other financial resources are not available;

1. **Overall Benefit** - The aggregate use of CDBG funds including section 108 guaranteed loans during program year(s) 2014 (a period specified by the grantee consisting of one, two, or three specific consecutive program years), shall principally benefit persons of low and moderate income in a manner that ensures that at least 70 percent of the amount is expended for activities that benefit such persons during the designated period;
2. **Special Assessments** - It will not attempt to recover any capital costs of public improvements assisted with CDBG funds including Section 108 loan guaranteed funds by assessing any amount against properties owned and occupied by persons of low and moderate income, including any fee charged or assessment made as a condition of obtaining access to such public improvements.

However, if CDBG funds are used to pay the proportion of a fee or assessment that relates to the capital costs of public improvements (assisted in part with CDBG funds) financed from other revenue sources, an assessment or charge may be made against the property with respect to the public improvements financed by a source other than CDBG funds.

The jurisdiction will not attempt to recover any capital costs of public improvements assisted with CDBG funds, including Section 108, unless CDBG funds are used to pay the proportion of fee or assessment attributable to the capital costs of public improvements financed from other revenue sources. In this case, an assessment or charge may be made against the property with respect to the public improvements financed by a source other than CDBG funds. Also, in the case of properties owned and occupied by moderate-income (not low-income) families, an assessment or charge may be made against the property for public improvements financed by a source other than CDBG funds if the jurisdiction certifies that it lacks CDBG funds to cover the assessment.

Excessive Force -- It has adopted and is enforcing:


3. A policy prohibiting the use of excessive force by law enforcement agencies within its jurisdiction against any individuals engaged in non-violent civil rights demonstrations; and
4. A policy of enforcing applicable State and local laws against physically barring entrance to or exit from a facility or location which is the subject of such non-violent civil rights demonstrations within its jurisdiction;

City of Bremerton

Compliance With Anti-discrimination laws -- The grant will be conducted and administered in conformity with title VI of the Civil Rights Act of 1964 (42 USC 2000d), the Fair Housing Act (42 USC 3601-3619), and implementing regulations.

Lead-Based Paint -- Its activities concerning lead-based paint will comply with the requirements of part 35, subparts A, B, J, K and R, of title 24;

Compliance with Laws -- It will comply with applicable laws.

 _____ Signature/Authorized Official	<div style="border: 1px solid black; padding: 2px; display: inline-block;">03/11/2016</div> _____ Date
<div style="border: 1px solid black; padding: 2px;">Patty Lent</div> Name	
<div style="border: 1px solid black; padding: 2px;">Mayor, City of Bremerton</div> Title	
<div style="border: 1px solid black; padding: 2px;">345 6th Street, Suite 600</div> Address	
<div style="border: 1px solid black; padding: 2px;">Bremerton, WA 98337-1873</div> City/State/Zip	
<div style="border: 1px solid black; padding: 2px;">360-473-5266</div> Telephone Number	

City of Bremerton

- ☐ This certification does not apply.
☒ This certification is applicable.

Specific HOME Certifications


The HOME participating jurisdiction certifies that:

Tenant Based Rental Assistance -- If the participating jurisdiction intends to provide tenant-based rental assistance:

The use of HOME funds for tenant-based rental assistance is an essential element of the participating jurisdiction's consolidated plan for expanding the supply, affordability, and availability of decent, safe, sanitary, and affordable housing.

Eligible Activities and Costs -- it is using and will use HOME funds for eligible activities and costs, as described in 24 CFR § 92.205 through 92.209 and that it is not using and will not use HOME funds for prohibited activities, as described in § 92.214.

Appropriate Financial Assistance -- before committing any funds to a project, it will evaluate the project in accordance with the guidelines that it adopts for this purpose and will not invest any more HOME funds in combination with other Federal assistance than is necessary to provide affordable housing;



Signature/Authorized Official



Date

Patty Lent

Name

Mayor, City of Bremerton

Title

345 6th Street Suite 600

Address

Bremerton, WA 98337

City/State/Zip

360-473-5266

Telephone Number

City of Bremerton

- ☒ This certification does not apply.
☐ This certification is applicable.

**OPTIONAL CERTIFICATION
CDBG**

Submit the following certification only when one or more of the activities in the action plan are designed to meet other community development needs having a particular urgency as specified in 24 CFR 570.208(c):

The grantee hereby certifies that the Annual Plan includes one or more specifically identified CDBG-assisted activities, which are designed to meet other community development needs having a particular urgency because existing conditions pose a serious and immediate threat to the health or welfare of the community and other financial resources are not available to meet such needs.

Not Applicable

Signature/Authorized Official

Date

Name

Title

Address

City/State/Zip

Telephone Number

- ☒ This certification does not apply.
☐ This certification is applicable.

HOPWA Certifications

The HOPWA grantee certifies that:

Activities -- Activities funded under the program will meet urgent needs that are not being met by available public and private sources.

Building -- Any building or structure assisted under that program shall be operated for the purpose specified in the plan:

1. For at least 10 years in the case of assistance involving new construction, substantial rehabilitation, or acquisition of a facility,
2. For at least 3 years in the case of assistance involving non-substantial rehabilitation or repair of a building or structure.

Not Applicable

Signature/Authorized Official

Date

Name

Title

Address

City/State/Zip

Telephone Number

- ☒ This certification does not apply.
☐ This certification is applicable.

ESG Certifications

I, _____, Chief Executive Officer of _____ certify that the local government will ensure the provision of the matching supplemental funds required by the regulation at 24 *CFR* 576.51. I have attached to this certification a description of the sources and amounts of such supplemental funds.

I further certify that the local government will comply with:

1. The requirements of 24 *CFR* 576.53 concerning the continued use of buildings for which Emergency Shelter Grants are used for rehabilitation or conversion of buildings for use as emergency shelters for the homeless; or when funds are used solely for operating costs or essential services.
2. The building standards requirement of 24 *CFR* 576.55.
3. The requirements of 24 *CFR* 576.56, concerning assurances on services and other assistance to the homeless.
4. The requirements of 24 *CFR* 576.57, other appropriate provisions of 24 *CFR* Part 576, and other applicable federal laws concerning nondiscrimination and equal opportunity.
5. The requirements of 24 *CFR* 576.59(b) concerning the Uniform Relocation Assistance and Real Property Acquisition Policies Act of 1970.
6. The requirement of 24 *CFR* 576.59 concerning minimizing the displacement of persons as a result of a project assisted with these funds.
7. The requirements of 24 *CFR* Part 24 concerning the Drug Free Workplace Act of 1988.
8. The requirements of 24 *CFR* 576.56(a) and 576.65(b) that grantees develop and implement procedures to ensure the confidentiality of records pertaining to any individual provided family violence prevention or treatment services under any project assisted with ESG funds and that the address or location of any family violence shelter project will not be made public, except with written authorization of the person or persons responsible for the operation of such shelter.
9. The requirement that recipients involve themselves, to the maximum extent practicable and where appropriate, homeless individuals and families in policymaking, renovating, maintaining, and operating facilities assisted under the ESG program, and in providing services for occupants of these facilities as provided by 24 *CFR* 76.56.
10. The requirements of 24 *CFR* 576.57(e) dealing with the provisions of, and regulations and procedures applicable with respect to the environmental review responsibilities under the National Environmental Policy Act of 1969 and related

- ☐ This certification does not apply.
☒ This certification is applicable.

APPENDIX TO CERTIFICATIONS

Instructions Concerning Lobbying and Drug-Free Workplace Requirements

Lobbying Certification

This certification is a material representation of fact upon which reliance was placed when this transaction was made or entered into. Submission of this certification is a prerequisite for making or entering into this transaction imposed by section 1352, title 31, U.S. Code. Any person who fails to file the required certification shall be subject to a civil penalty of not less than \$10,000 and not more than \$100,000 for each such failure.

Drug-Free Workplace Certification

- By signing and/or submitting this application or grant agreement, the grantee is providing the certification.
- The certification is a material representation of fact upon which reliance is placed when the agency awards the grant. If it is later determined that the grantee knowingly rendered a false certification, or otherwise violates the requirements of the Drug-Free Workplace Act, HUD, in addition to any other remedies available to the Federal Government, may take action authorized under the Drug-Free Workplace Act.
- Workplaces under grants, for grantees other than individuals, need not be identified on the certification. If known, they may be identified in the grant application. If the grantee does not identify the workplaces at the time of application, or upon award, if there is no application, the grantee must keep the identity of the workplace(s) on file in its office and make the information available for Federal inspection. Failure to identify all known workplaces constitutes a violation of the grantee's drug-free workplace requirements.
- Workplace identifications must include the actual address of buildings (or parts of buildings) or other sites where work under the grant takes place. Categorical descriptions may be used (e.g., all vehicles of a mass transit authority or State highway department while in operation, State employees in each local unemployment office, performers in concert halls or radio stations).
- If the workplace identified to the agency changes during the performance of the grant, the grantee shall inform the agency of the change(s), if it previously identified the workplaces in question (see paragraph three).
- The grantee may insert in the space provided below the site(s) for the performance of work done in connection with the specific grant: Place of Performance (Street address, city, county, state, zip code). Check if there are workplaces on file that are not identified here. The certification with regard to the drug-free workplace is required by 24 CFR part 21.

Place Name	Street	City	County	State	Zip
City of Bremerton	345 6 th Street, 600	Bremerton	Kitsap	WA	98337

- Definitions of terms in the Nonprocurement Suspension and Debarment common rule and Drug-Free Workplace common rule apply to this certification. Grantees' attention is called, in particular, to the following definitions from these rules: "Controlled substance" means a controlled substance in Schedules I through V of the Controlled Substances Act (21 U.S.C. 812) and as further defined by regulation (21 CFR 1308.11 through 1308.15); "Conviction" means a finding of guilt (including a plea of *nolo contendere*) or imposition of sentence, or both, by any judicial body charged with the responsibility to determine violations of the Federal or State criminal drug statutes; "Criminal drug statute" means a Federal or non-Federal criminal statute involving the manufacture, distribution, dispensing, use, or possession of any

authorities as specified in 24 CFR Part 58.

11. The requirements of 24 CFR 576.21(a)(4) providing that the funding of homeless prevention activities for families that have received eviction notices or notices of termination of utility services will meet the requirements that: (A) the inability of the family to make the required payments must be the result of a sudden reduction in income; (B) the assistance must be necessary to avoid eviction of the family or termination of the services to the family; (C) there must be a reasonable prospect that the family will be able to resume payments within a reasonable period of time; and (D) the assistance must not supplant funding for preexisting homeless prevention activities from any other source.
12. The new requirement of the McKinney-Vento Act (42 USC 11362) to develop and implement, to the maximum extent practicable and where appropriate, policies and protocols for the discharge of persons from publicly funded institutions or systems of care (such as health care facilities, foster care or other youth facilities, or correction programs and institutions) in order to prevent such discharge from immediately resulting in homelessness for such persons. I further understand that state and local governments are primarily responsible for the care of these individuals, and that ESG funds are not to be used to assist such persons in place of state and local resources.
13. HUD's standards for participation in a local Homeless Management Information System (HMIS) and the collection and reporting of client-level information.

I further certify that the submission of a completed and approved Consolidated Plan with its certifications, which act as the application for an Emergency Shelter Grant, is authorized under state and/or local law, and that the local government possesses legal authority to carry out grant activities in accordance with the applicable laws and regulations of the U. S. Department of Housing and Urban Development.

Not Applicable

Signature/Authorized Official

Date

Name

Title

Address

City/State/Zip

Telephone Number

controlled substance; "Employee" means the employee of a grantee directly engaged in the performance of work under a grant, including:

- a. All "direct charge" employees;
- b. all "indirect charge" employees unless their impact or involvement is insignificant to the performance of the grant; and
- a. temporary personnel and consultants who are directly engaged in the performance of work under the grant and who are on the grantee's payroll. This definition does not include workers not on the payroll of the grantee (e.g., volunteers, even if used to meet a matching requirement; consultants or independent contractors not on the grantee's payroll; or employees of subrecipients or subcontractors in covered workplaces).

Note that by signing these certifications, certain documents must be completed, in use, and on file for verification. These documents include:

- 1. Analysis of Impediments to Fair Housing
- 2. Citizen Participation Plan
- 3. Anti-displacement and Relocation Plan



Signature/Authorized Official



Date

Patty Lent

Name

Mayor, City of Bremerton

Title

345 6th Street, Suite 600

Address

Bremerton, WA 98337-1873

City/State/Zip

360-473-5266

Telephone Number

Appendix - Alternate/Local Data Sources